

HANDWASHING





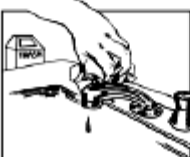
Code Section: 2-301.12 Cleaning Procedure


Proper Handwashing

- Always wash hands in a hand sink
- Rinse hands under running, clean, warm water
- Apply soap and rub hands together vigorously for at least 10-15 seconds
- Thoroughly rinse hands under running, clean, warm water
- Dry hands using paper towels or a heated air drying device
- To avoid recontamination, turn water off using a paper towel

When to Wash Hands:

- After touching bare skin, hair, or clothing
- After using the toilet
- After caring for or handling service animals
- After coughing, sneezing, using a handkerchief or disposable tissue
- After using tobacco, eating, or drinking
- After handling soiled equipment or utensils
- During food preparation, as often as is necessary to remove soil and contamination and to prevent cross-contamination when switching tasks
- Switching between working with raw food and working with ready-to-eat food
- After changing a diaper
- Before putting on gloves for working with food
- After engaging in other activities that contaminate hands

-  Wet hands with warm water and apply soap.
-  Rub hands for 10-15 Seconds. Get under fingernails and between fingers.
-  Rinse under warm running water.
-  Dry hands on your own clean towel.
-  Turn off water with paper towel. Throw towel away.



Public Health
Prevent. Promote. Protect.

**Peoria City/County
Health Department**

Environmental Health
2116 N Sheridan Rd.

Peoria, IL 61604

(309) 679-6161

Environmentalhealth@peoriacounty.org

www.pcchd.org