



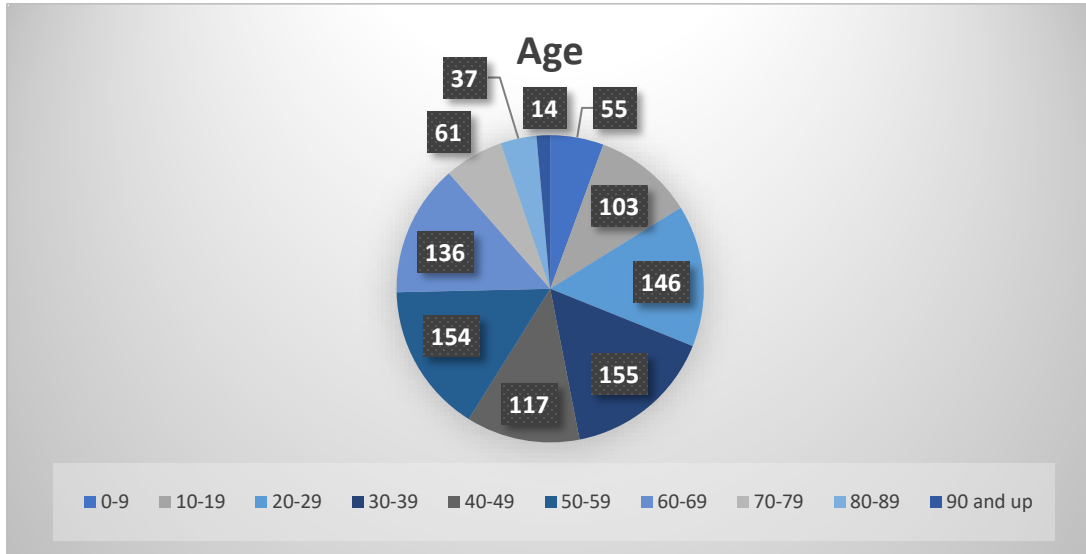
Peoria County COVID-19 Surveillance Report

Week 49: December 5, 2020 – December 11, 2020

<i>CDC</i> <i>Week</i>	<i>Peoria County COVID-19 Cases</i>					<i>Comments</i>
	<i>Positive Tests</i>	<i>Number of Tests</i>	<i>Percentage Positive</i>	<i>Hospital Admission</i>	<i>Deaths</i>	
<i>Week 10</i>	1	5	20.0%	0	0	March 7 – 13
<i>Week 11</i>	5	32	15.6%	0	0	
<i>Week 12</i>	1	27	3.7%	1	0	
<i>Week 13</i>	7	73	9.6%	4	0	McLean County test site opens
<i>Week 14</i>	16	142	11.3%	3	1	
<i>Week 15</i>	10	150	6.7%	5	1	
<i>Week 16</i>	27	722	3.7%	9	0	HHS Peoria test sites open
<i>Week 17</i>	37	1,174	3.2%	8	1	
<i>Week 18</i>	33	1,439	2.3%	5	3	
<i>Week 19</i>	24	1,940	1.2%	3	0	
<i>Week 20</i>	15	1,298	1.2%	3	2	
<i>Week 21</i>	76	1,897	4.0%	9	1	
<i>Week 22</i>	64	1,680	3.8%	20	4	
<i>Week 23</i>	79	2,067	3.8%	8	6	
<i>Week 24</i>	39	2,217	1.8%	5	4	
<i>Week 25</i>	68	2,541	2.7%	5	3	
<i>Week 26</i>	74	2,716	2.7%	7	2	
<i>Week 27</i>	127	3,217	3.9%	7	1	
<i>Week 28</i>	151	3,696	4.1%	8	1	
<i>Week 29</i>	190	4,024	4.7%	10	2	
<i>Week 30</i>	290	4,562	6.4%	10	2	
<i>Week 31</i>	279	5,707	4.9%	14	1	
<i>Week 32</i>	285	4,587	6.2%	15	2	
<i>Week 33</i>	291	5,200	5.6%	13	3	
<i>Week 34</i>	228	5,155	4.4%	10	0	
<i>Week 35</i>	202	4,042	5.0%	8	3	
<i>Week 36</i>	314	4,446	7.1%	13	1	
<i>Week 37</i>	279	5,084	5.5%	11	4	
<i>Week 38</i>	282	4,539	6.2%	9	1	
<i>Week 39</i>	212	3,772	5.6%	15	6	
<i>Week 40</i>	231	5,225	4.4%	16	2	
<i>Week 41</i>	330	5,229	6.3%	11	4	
<i>Week 42</i>	355	5,462	6.5%	5	12	
<i>Week 43*</i>	661	6,814	9.7%	12	10	
<i>Week 44*</i>	854	7,978	10.7%	33	8	
<i>Week 45*</i>	1,172	8,882	13.2%	43	18	Deaths from previous weeks updated to reflect a delay in receiving data
<i>Week 46*</i>	1,071	8,838	12.1%	52	14	
<i>Week 47*</i>	885	7,432	11.9%	30	13	
<i>Week 48*</i>	1,018	8,998	11.3%	40	6	
<i>Week 49*</i>	978	3,301	29.6%	49	18	
TOTAL	11,256	146,311	7.7%	524	160	

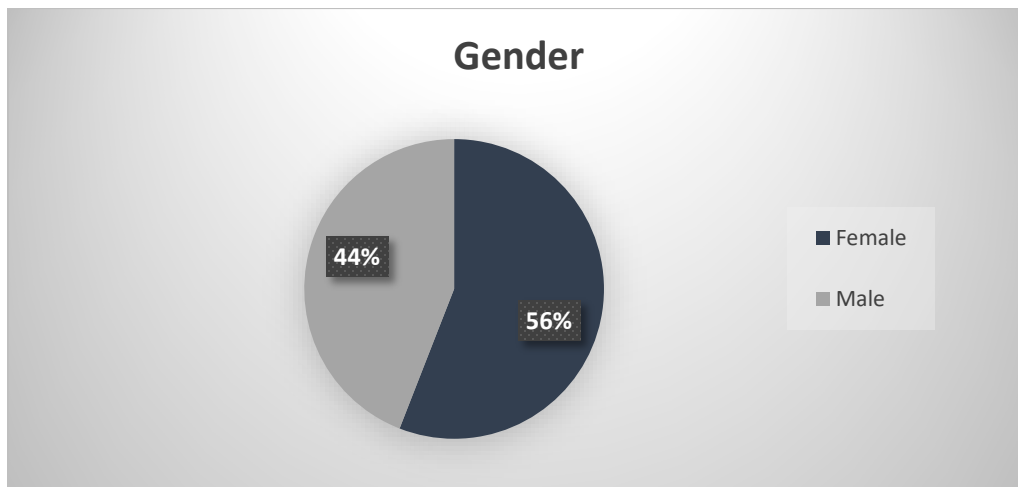
*Due to a delay in receiving data, the percent positivity is subject to change. As we receive reports of more negative test results from this week, we will update this figure to accurately reflect this.

Week 49 Peoria County Demographics



Race and Ethnicity

	Week 49		Total	
	Count	Rate per 100,000 population	Count	Rate per 100,000 population
<i>White</i>	717	521.9	8,988	6542.6
<i>Black</i>	154	473.4	2,488	7648.1
<i>Asian</i>	12	153.0	192	2447.7
<i>Hispanic/ Latino</i>	51	718.4	980	13804.8



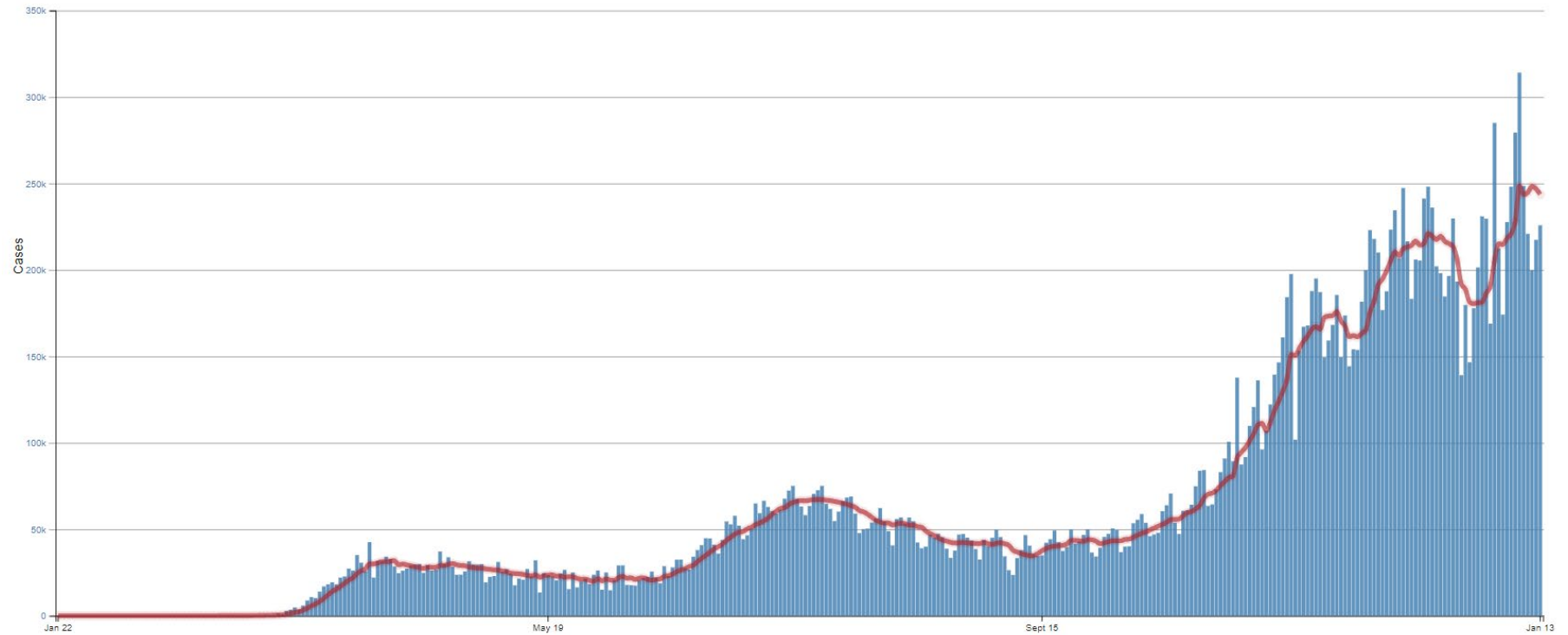
State Trends

	Positive Tests	Number of Tests	Percent Positive	Deaths
Week 10	46	444	10.4%	1
Week 11	539	3,842	14.0%	4
Week 12	2,441	17,256	14.1%	29
Week 13	5,878	26,506	22.2%	176
Week 14	8,983	39,479	22.8%	386
Week 15	9,688	42,636	22.7%	538
Week 16	12,083	59,469	20.3%	661
Week 17	16,397	95,056	17.2%	662
Week 18	17,705	115,026	15.4%	784
Week 19	16,609	138,888	12.0%	817
Week 20	31,684	297,419	10.7%	1,474
Week 21	12,011	154,629	7.8%	555
Week 22	8,460	149,157	5.7%	522
Week 23	5,283	146,182	3.6%	468
Week 24	4,272	163,902	2.6%	320
Week 25	4,821	179,949	2.7%	267
Week 26	5,459	209,683	2.6%	157
Week 27	6,017	211,108	2.9%	140
Week 28	7,567	254,556	3.0%	128
Week 29	9,123	266,224	3.4%	113
Week 30	10,380	267,045	3.9%	110
Week 31	11,671	285,050	4.1%	118
Week 32	12,183	300,730	4.1%	108
Week 33	13,238	307,571	4.3%	136
Week 34	13,554	331,386	4.1%	140
Week 35	15,888	236,363	6.7%	146
Week 36	12,417	471,714	2.6%	130
Week 37	12,539	350,474	3.6%	138
Week 38	13,558	380,615	3.6%	152
Week 39	13,761	399,657	3.4%	180
Week 40	15,872	414,251	3.8%	201
Week 41	22,656	441,389	5.1%	221
Week 42	38,368	523,871	7.3%	293
Week 43	55,240	485,284	11.4%	322
Week 44	63,139	577,920	10.9%	701
Week 45	12,438	656,511	7.4%	350
Week 46	156,417	712,298	22%	797
Week 47	70,668	700,522	10%	726
Week 48	54,499	516,438	10.5%	797
Week 49	62,071	667,300	9.3%	1,078
TOTAL	821,633	10,956,520	7.5%	13,678

- **For week 49** there were **667,300** specimens tested by WHO/NREVSS collaborating Illinois laboratories and IDPH Laboratories.
- **62,071** specimens tested positive for COVID-19: **9.3% positives.**
- **1,078** deaths were reported in Illinois for this reporting week.

National Trends

Daily Trends in Number of COVID-19 Cases in the United States Reported to CDC



Resources

- Centers for Disease Control and Prevention Website: <https://www.cdc.gov/coronavirus/2019-ncov/cases-updates/cases-in-us.html>
- IDPH Website: <https://www.dph.illinois.gov/covid19/covid19-statistics>