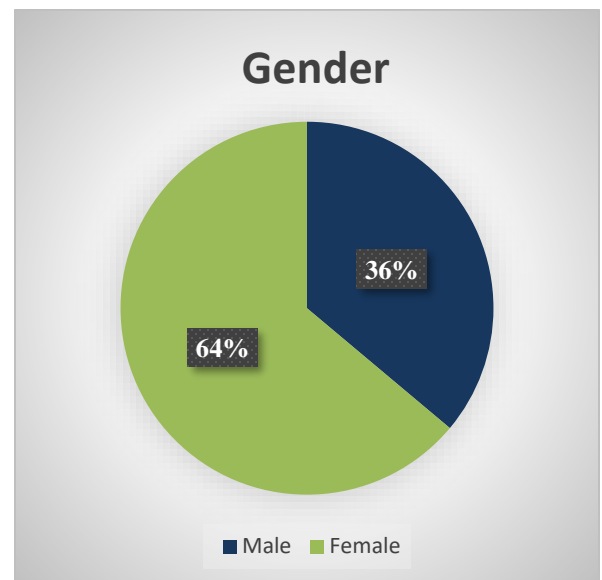
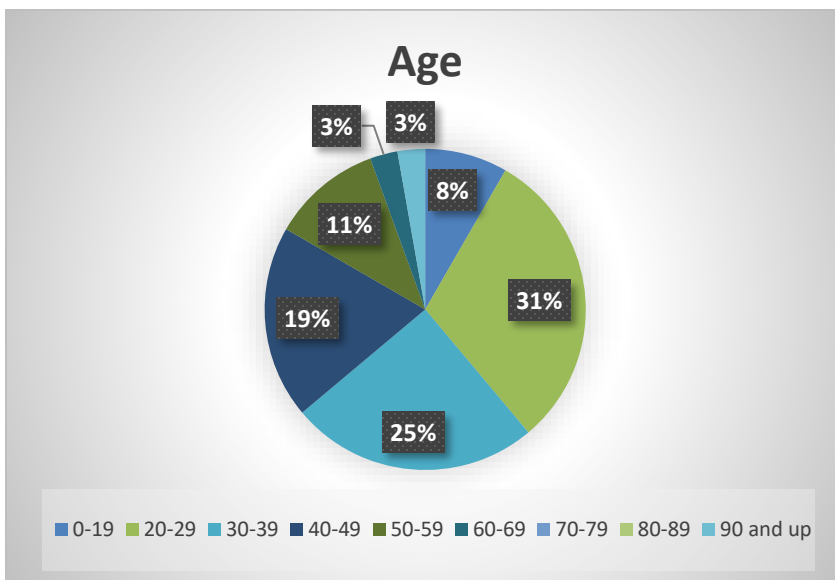




Peoria County COVID-19 Surveillance Report

Week 18: May 2, 2020 – May 8, 2020

CDC Week	Peoria County					Comments
	Positive Tests	Number of Tests	Percentage Positive	Hospital Admission	Deaths	
Week 10	1	5	20%	0	0	
Week 11	5	32	16%	0	0	
Week 12	1	27	4%	1	0	
Week 13	6	73	8%	4	0	McLean County test site opens
Week 14	17	142	12%	3	1	
Week 15	10	150	7%	5	1	
Week 16	26	722	4%	9	0	HHS Peoria test sites open
Week 17	38	1174	3%	8	1	
Week 18	36	1439	3%	5	3	
TOTAL	141	3918	4%	35	6	



Race and Ethnicity		
	Count	Rate per 100,000 population
White	9	6.6
Black	19	58.4
Hispanic/Latino	8	112.7

Reporting to the Peoria City/County Health Department:

- **Twenty-seven (27)** COVID-19 cases requiring hospitalization in the past 30 days
- This week, there are **six (6)** ongoing COVID-19 outbreaks in Peoria County.

State and National Trends

State Trends

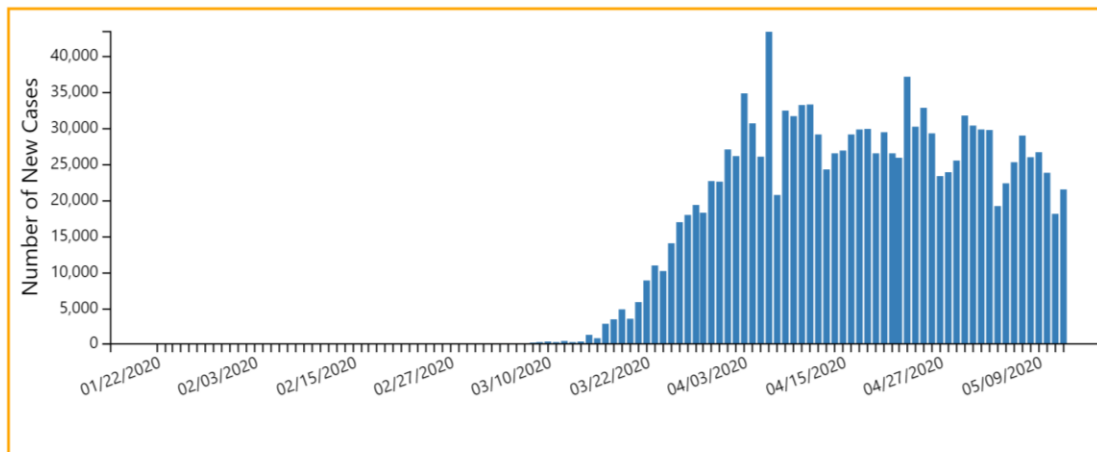
	Positive Tests	Number of Tests	Percent Positive	Deaths
Week 10	46	444	10.4%	1
Week 11	539	3,842	14.0%	4
Week 12	2,441	17,256	14.1%	29
Week 13	5,878	26,506	22.2%	176
Week 14	8,983	39,479	22.8%	386
Week 15	9,688	42,636	22.7%	538
Week 16	12,083	59,469	20.3%	661
Week 17	16,397	95,056	17.2%	662
Week 18	17,705	115,026	15.4%	784
TOTAL	73,760	399,714	18.5%	3,241

- **For week 18** there were 115,026 specimens tested by WHO/NREVSS collaborating Illinois laboratories and IDPH Laboratories; 17,705 specimens tested positive for COVID-19: **15.4% positives.**
- **784** deaths were reported in Illinois for this reporting week.
- IDPH is reporting **866** outbreaks throughout the state.

National Trends

New Cases by Day

The following chart shows the number of new cases of COVID-19 reported by day in the U.S. since the beginning of the outbreak.



■ Cases

Resources

- Centers for Disease Control and Prevention Website: <https://www.cdc.gov/coronavirus/2019-ncov/cases-updates/cases-in-us.html>
- IDPH Website: <https://www.dph.illinois.gov/covid19/covid19-statistics>