



2019-2020 Influenza Season Surveillance Report

Everyone 6 months and older should get a flu vaccine

Summary (Week 13: March 22, 2020 – March 28, 2020)

Current influenza activity is **LOW** in the Peoria Region, with OSF Saint Francis Medical Center, UnityPoint Health Methodist|Proctor, and Pekin reporting 30 positive influenza tests.

The Illinois Department of Public Health reported state-wide flu activity as **Regional** (% of visits for ILI is above the national and region-specific baseline).

Peoria Region Trend

| Week | Health Care Providers: SFMC, UP-M/P, HMC, Pekin | | | | | Comment |
|----------|---|-----------------|---------------------|-----------|---------------|---------------|
| | Positive Tests | Number of Tests | Percentage Positive | Admission | ICU Admission | |
| Week 44* | 6 | 315 | 1.90% | 0 | 0 | Subtype A & B |
| Week 45* | 6 | 407 | 1.47% | 0 | 0 | Subtype A & B |
| Week 46* | 4 | 375 | 1.06% | 0 | 0 | Subtype A & B |
| Week 47 | 9 | 422 | 2.13% | 1 | 0 | Subtype A & B |
| Week 48 | 8 | 392 | 2.04% | 1 | 0 | Subtype A & B |
| Week 49* | 14 | 489 | 2.86% | 2 | 1 | Subtype A & B |
| Week 50 | 29 | 539 | 5.38% | 3 | 0 | Subtype A & B |
| Week 51 | 44 | 642 | 6.85% | 6 | 0 | Subtype A & B |
| Week 52* | 123 | 794 | 15.50% | 13 | 1 | Subtype A & B |
| Week 1 | 133 | 907 | 14.66% | 21 | 5 | Subtype A & B |
| Week 2 | 150 | 968 | 15.50% | 23 | 5 | Subtype A & B |
| Week 3 | 290 | 1,158 | 25.04% | 23 | 6 | Subtype A & B |
| Week 4 | 404 | 1,346 | 30.01% | 25 | 6 | Subtype A & B |
| Week 5* | 469 | 1,711 | 27.41% | 32 | 8 | Subtype A & B |
| Week 6* | 765 | 1,940 | 39.43% | 34 | 11 | Subtype A & B |
| Week 7 | 749 | 1,863 | 40.20% | 51 | 6 | Subtype A & B |
| Week 8 | 635 | 1,741 | 36.47% | 49 | 11 | Subtype A & B |
| Week 9* | 538 | 1,600 | 33.6% | 52 | 7 | Subtype A & B |
| Week 10* | 457 | 1,514 | 30.18% | 37 | 2 | Subtype A & B |
| Week 11* | 374 | 1,535 | 24.36% | 35 | 8 | Subtype A & B |
| Week 12* | 140 | 1,074 | 13% | 26 | 6 | Subtype A & B |
| Week 13* | 30 | 490 | 6.12% | 7 | 3 | Subtype A & B |

| | | | | | | |
|--|--------------|---------------|--------------|------------|-----------|--|
| | 5,377 | 22,222 | 24.2% | 441 | 86 | |
|--|--------------|---------------|--------------|------------|-----------|--|

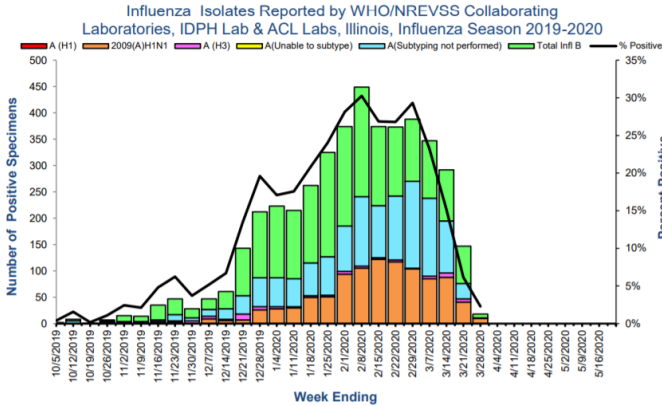
*Reporting from only specified sources (Week 44, 45, 46, 49, 52, 5, 6, 9, 10, 11, 12, 13 = No Hopedale Info)

Reporting to Peoria City County Health Department:

- 26 influenza cases requiring ICU hospitalization in the past 30 days

State and National Trends

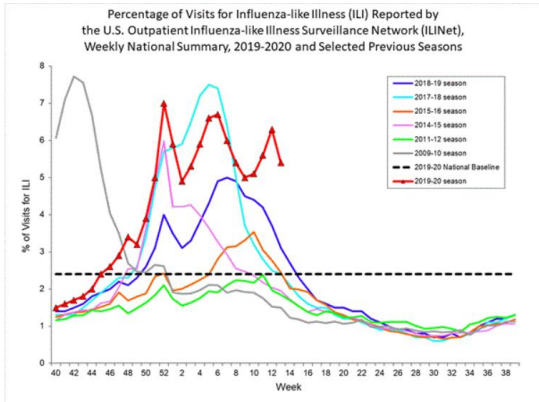
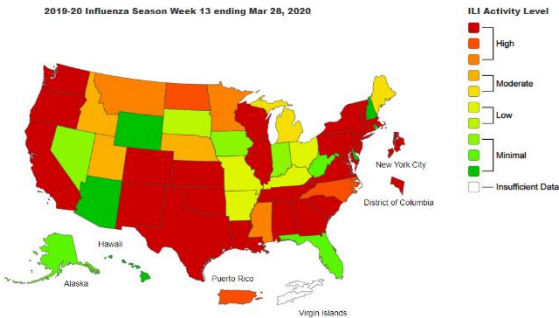
State Trends



- **For week 13** there were 785 influenza specimens tested by WHO/NREVSS collaborating Illinois laboratories and IDPH Laboratories; 18 specimens tested positive for Influenza: **2.3% positive**
- **Seven (7) influenza-associated Intensive Care Unit (ICU) admissions** were reported in Illinois for this reporting week.
- For this reporting week, **one (1) influenza outbreaks** were reported in Illinois.

National Trends

The proportion of outpatient visits within Illinois for influenza-like illness (ILI) was 5.09% which is **ABOVE** the national region 5 baseline of 1.9%.



Resources

- Centers for Disease Control and Prevention Influenza Website: <http://www.cdc.gov/flu/>
- IDPH Seasonal Influenza Website: <http://www.dph.illinois.gov/topics-services/diseases-and-conditions/influenza/surveillance>