



2018-2019 Influenza Season Surveillance Report

Everyone 6 months and older should get a flu vaccine

Summary (Week 1: December 30 – January 5, 2019)

Current influenza activity is **ELEVATED ACTIVITY** in the Peoria Region, with OSF Saint Francis Medical Center, UnityPoint Health Methodist | Proctor, Hopedale, and Pekin Hospital reporting 48 positive influenza tests.

The Illinois Department of Public Health reported state-wide flu activity as **ELEVATED ACTIVITY** (% of visits for ILI is at or above the national or region-specific baseline).

Peoria Region Trend

Week	Health Care Providers: SFMC, UP-M/P, HMC, Pekin					Comment
	Positive Tests	Number of Tests	Percentage Positive	Admission	ICU Admission	
Week 40	0	0	0%	0	0	No Subtype
Week 41	0	0	0%	0	0	No Subtype
Week 42	0	0	0%	0	0	No Subtype
Week 43	0	0	0%	0	0	No Subtype
Week 44	0	278	0%	0	0	No Subtype
Week 45	1	248	0.4%	0	0	Subtype A
Week 46	6	264	2.3%	2	1	Subtype A & B
Week 47	1	273	0.3%	0	0	Subtype A
Week 48	2	262	0.7%	0	0	Subtype A & B
Week 49*	8	338	2.4%	2	0	Subtype A & B
Week 50	10	336	3.0%	4	1	Subtype A & B
Week 51	34	397	8.6%	7	1	Subtype A & B
Week 52	37	419	8.8%	9	2	Subtype A & B
Week 1	48	467	10.3%	11	4	Subtype A & B
TOTAL	147	3282	4.5%	35	9	

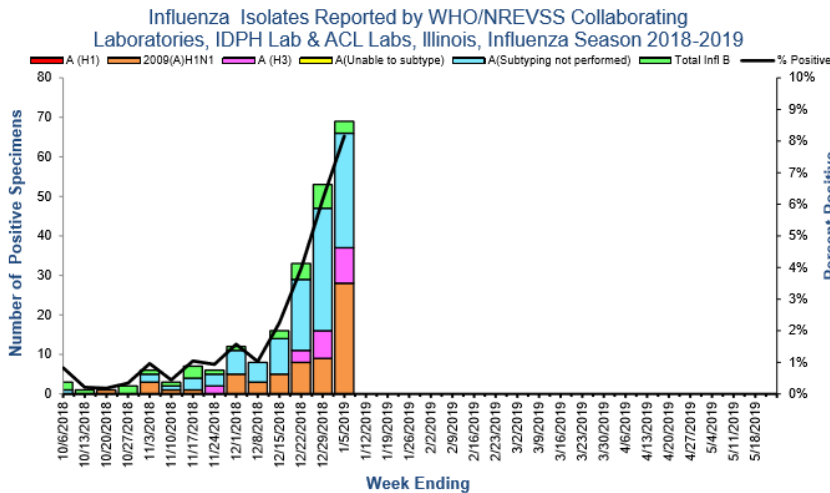
*Reporting from only specified sources (Week 49= No Hopedale Info)

Reporting to Peoria City County Health Department:

- 8 influenza cases requiring ICU hospitalization in the past 30 days

State and National Trends

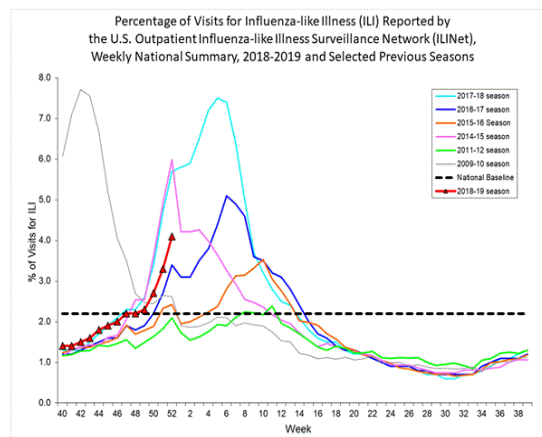
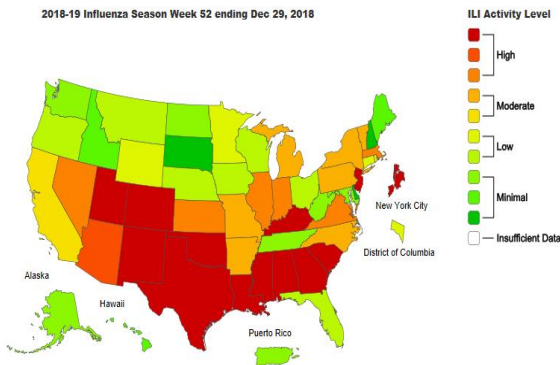
State Trends



- **For week 1** there were 846 influenza specimens tested by WHO/NREVSS collaborating Illinois laboratories and IDPH Laboratories; 69 specimens tested positive for Influenza: **8.2% positives**
- **FORTY-ONE (41) influenza-associated Intensive Care Unit (ICU) admissions** were reported in Illinois for this reporting week.
- For this reporting week, **one (1) influenza outbreak** was reported in Illinois.

National Trends

The proportion of outpatient visits within Illinois for influenza-like illness (ILI) was 3.3% which is **ELEVATED** compared to the national regional 5 baseline of 1.8%.*



*National Trends reflects Week 52 data. More current CDC information is currently unavailable.

Resources

- Centers for Disease Control and Prevention Influenza Website: <http://www.cdc.gov/flu/>
- IDPH Seasonal Influenza Website: <http://www.dph.illinois.gov/topics-services/diseases-and-conditions/influenza/surveillance>