



# 2018-2019 Influenza Season Surveillance Report

*Everyone 6 months and older should get a flu vaccine*

## Summary (Week 52: December 23 – December 29, 2018)

Current influenza activity is **SPORADIC ACTIVITY** in the Peoria Region, with OSF Saint Francis Medical Center, UnityPoint Health Methodist | Proctor, Hopedale, and Pekin Hospital reporting 37 positive influenza tests.

The Illinois Department of Public Health reported state-wide flu activity as **REGIONAL ACTIVITY** (Isolated lab-confirmed cases OR lab-confirmed outbreak in one institution).

## Peoria Region Trend

Week	Health Care Providers: SFMC, UP-M/P, HMC, Pekin					Comment
	Positive Tests	Number of Tests	Percentage Positive	Admission	ICU Admission	
Week 40	0	0	0%	0	0	No Subtype
Week 41	0	0	0%	0	0	No Subtype
Week 42	0	0	0%	0	0	No Subtype
Week 43	0	0	0%	0	0	No Subtype
Week 44	0	278	0%	0	0	No Subtype
Week 45	1	248	0.4%	0	0	Subtype A
Week 46	6	264	2.3%	2	1	Subtype A & B
Week 47	1	273	0.3%	0	0	Subtype A
Week 48	2	262	0.7%	0	0	Subtype A & B
Week 49*	8	338	2.4%	2	0	Subtype A & B
Week 50	10	336	3.0%	4	1	Subtype A & B
Week 51	34	397	8.6%	7	1	Subtype A & B
Week 52	37	419	8.8%	9	2	Subtype A & B
<b>TOTAL</b>	<b>99</b>	<b>2815</b>	<b>3.5%</b>	<b>24</b>	<b>5</b>	

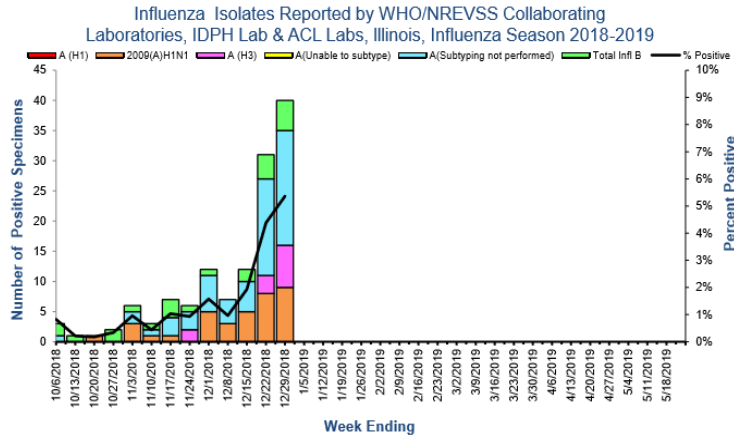
\*Reporting from only specified sources (Week 49= No Hopedale Info)

## Reporting to Peoria City County Health Department:

- <5 influenza cases requiring ICU hospitalization in the past 30 days

# State and National Trends

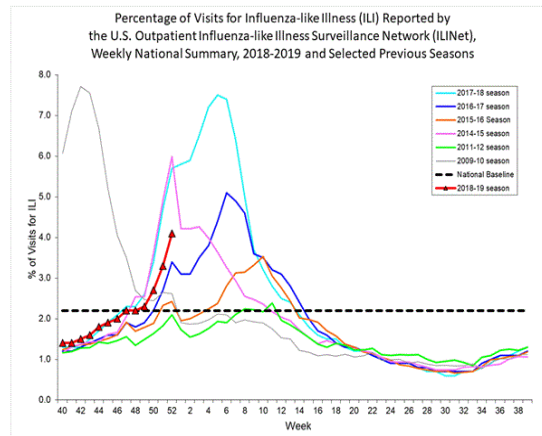
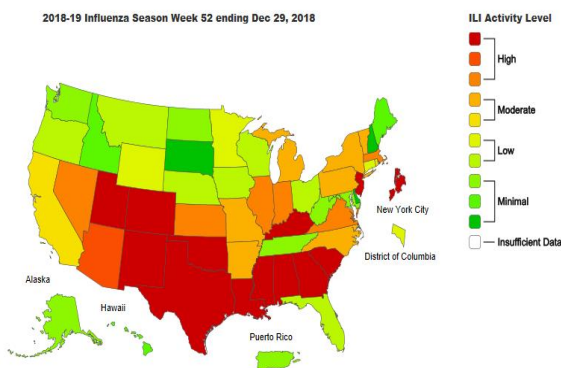
## State Trends



- **For week 52** there were 746 influenza specimens tested by WHO/NREVSS collaborating Illinois laboratories and IDPH Laboratories; 40 specimens tested positive for Influenza: **5.4% positives**
- **THIRTY (30) influenza-associated Intensive Care Unit (ICU) admissions** were reported in Illinois for this reporting week.
- For this reporting week, **one (1) influenza outbreak** was reported in Illinois.

## National Trends

The proportion of outpatient visits within Illinois for influenza-like illness (ILI) was 3.3% which is **ELEVATED** compared to the national regional 5 baseline of 1.8%.



## Resources

- Centers for Disease Control and Prevention Influenza Website: <http://www.cdc.gov/flu/>
- IDPH Seasonal Influenza Website: <http://www.dph.illinois.gov/topics-services/diseases-and-conditions/influenza/surveillance>