



# 2017-2018 Influenza Season Surveillance Report

Everyone 6 months and older should get a flu vaccine

## Summary (Week 14: April 1 – April 7, 2018)

Current influenza activity is **MODERATE** in the Peoria Region, with OSF Saint Francis Medical Center, UnityPoint Health Methodist|Proctor, Hopedale Medical Complex, and Pekin Hospital reporting 25 positive influenza tests.

The Illinois Department of Public Health reported state-wide flu activity as **LOCAL** (Recent (within the past 3 weeks) lab evidence of influenza in region with increased ILI\* OR Recent (within the past 3 weeks) lab evidence of influenza in region with the outbreaks; virus activity is no greater than sporadic in other regions\*\*)

## Peoria Region Trend

Week	Health Care Providers: SFMC, UP-M/P					Comment
	Positive Tests	Number of Tests	Percentage Positive	Admission	ICU Admission	
Week 47	24	208	11.5	5	0	Subtype A
Week 48	30	259	11.6	16	0	Mostly Subtype A
Week 49	57	307	18.6	15	0	Mostly Subtype A
Week 50	98	512	19.1	34	5	Mostly Subtype A*
Week 51	256	686	37.3	74	12	Mostly Subtype A*
Week 52	375	965	38.9	137	12	Mostly Subtype A*
Week 01	259	932	27.8	105	18	Mostly Subtype A*
Week 02	216	806	26.8	79	7	Mostly Subtype A*
Week 03	208	800	26	58	7	Mostly Subtype A*
Week 04**	115	393	29.3	17	0	Mostly Subtype A
Week 05**	108	371	29.1	14	1	Mostly Subtype A
Week 06**	98	349	28.1	13	1	Mostly Subtype A, Increasing Subtype B
Week 07**	76	301	25.2	9	2	Mostly Subtype B
Week 08**	90	345	26.1	8	0	Mostly Subtype B
Week 09**	39	257	15.2	3	1	Mostly Subtype B
Week 10**	34	213	16	3	0	Mostly Subtype B
Week 11**	30	218	13.8	4	0	Mostly Subtype B
Week 12**	24	208	11.5	5	0	Mostly Subtype B
Week 13**	21	158	13.3	2	1	Mostly Subtype B
Week 14**	25	145	17.2	6	0	Mostly Subtype B
<b>TOTAL</b>	<b>2220</b>	<b>8883</b>	<b>25</b>	<b>620</b>	<b>67</b>	Mostly Subtype A*

\*Estimate based on available data

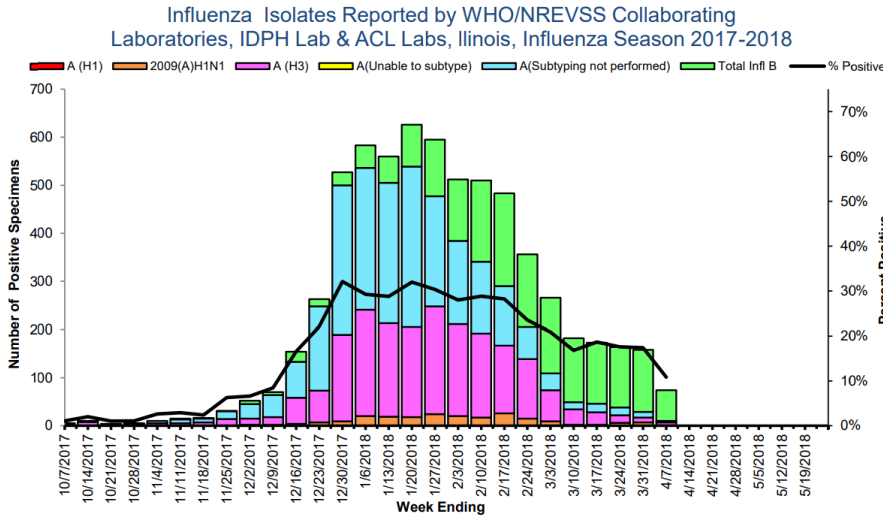
\*\*No reporting from OSF Saint Francis Medical Center

## Reporting to Peoria City County Health Department:

- 0 influenza w/ ICU hospitalization in past week
- 11 total deaths this flu season

## State and National Trends

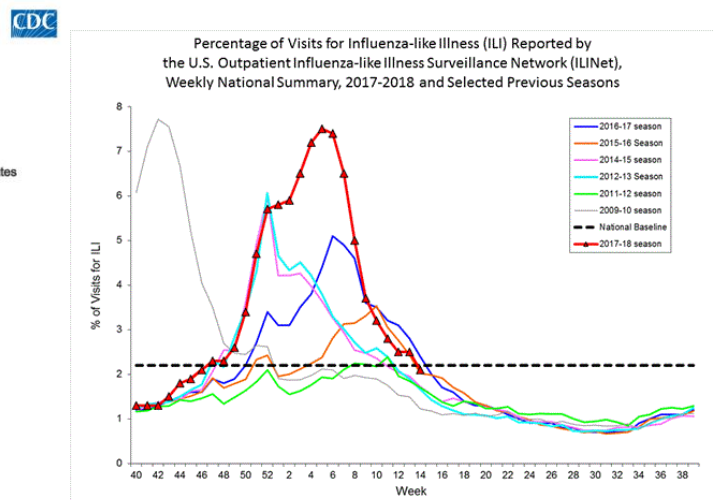
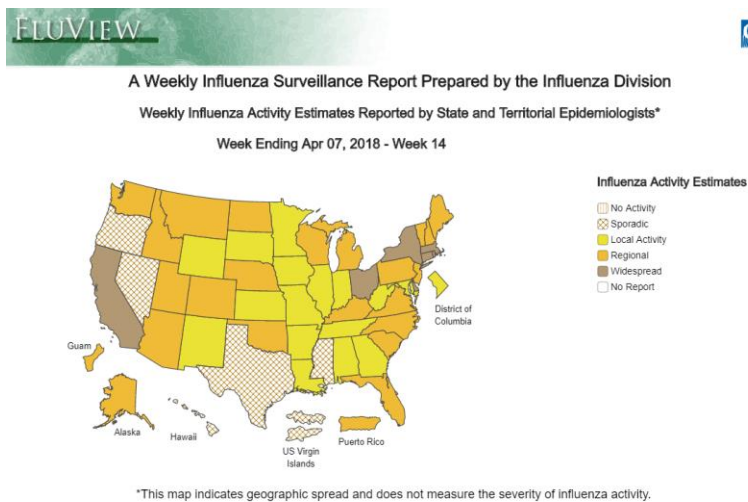
### State Trends



- For this reporting week there were 682 influenza specimens tested by WHO/NREVSS collaborating Illinois laboratories and IDPH Laboratories; 74 specimens tested positive for Influenza: **10.9% positives**
- **Thirty-two (32) influenza-associated Intensive Care Unit (ICU) admissions** were reported in Illinois for this reporting week.
- For this reporting week, **three (3) influenza outbreaks** were reported in Illinois.

The proportion of outpatient visits within Illinois for influenza-like illness (ILI) was 1.76% which is **BELOW** the Illinois Regional Baseline.

### National Trends



### Resources

- Centers for Disease Control and Prevention Influenza Website: <http://www.cdc.gov/flu/>
- IDPH Seasonal Influenza Website: <http://www.dph.illinois.gov/topics-services/diseases-and-conditions/influenza/surveillance>

# 2017-2018: INFLUENZA WEEKLY SURVEILLANCE



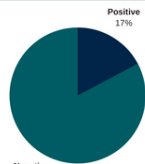
WEEK 14: APRIL 1 - APRIL 7, 2018



## MODERATE

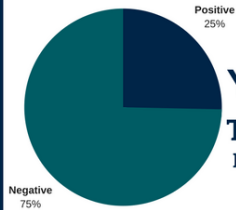
### Influenza activity in Peoria - Tazewell Region

## PERCENT POSITIVE TESTING



### WEEK 14

Total of 145 tests; 25 positive tests  
Mostly Subtype B



### YEAR TO DATE Reporting began Week 44

Total of 8883 tests; 2220 positive tests  
Mostly Subtype A\*

\*estimate based on available data

## INFLUENZA ACTIVITY



**EVERYONE 6 MONTHS AND OLDER SHOULD GET A FLU VACCINE**



## FLU SYMPTOMS



- Fever
- Cough, sore throat, runny nose
- Headache
- Muscle Aches
- Fatigue

