



2017-2018 Influenza Season Surveillance Report

Everyone 6 months and older should get a flu vaccine

Summary (Week 12: March 18 – March 24, 2018)

Current influenza activity is **MODERATE** in the Peoria Region, with OSF Saint Francis Medical Center, UnityPoint Health Methodist|Proctor, Hopedale Medical Complex, and Pekin Hospital reporting 24 positive influenza tests.

The Illinois Department of Public Health reported state-wide flu activity as **REGIONAL** (Increased ILI* in >2 but less than half of the regions AND recent (within the past 3 weeks) lab confirmed influenza in the affected regions. OR Institutional outbreaks (ILI or lab confirmed) in >2 and less than half of the regions AND recent lab confirmed influenza in the affected regions**. A region is defined as the regions States use for public health purposes.)

Peoria Region Trend

Week	Health Care Providers: SFMC, UP-M/P					Comment
	Positive Tests	Number of Tests	Percentage Positive	Admission	ICU Admission	
Week 45	11	172	6.4	5	0	Subtype A
Week 46	21	174	12.1	6	0	Subtype A
Week 47	24	208	11.5	5	0	Subtype A
Week 48	30	259	11.6	16	0	Mostly Subtype A
Week 49	57	307	18.6	15	0	Mostly Subtype A
Week 50	98	512	19.1	34	5	Mostly Subtype A*
Week 51	256	686	37.3	74	12	Mostly Subtype A*
Week 52	375	965	38.9	137	12	Mostly Subtype A*
Week 01	259	932	27.8	105	18	Mostly Subtype A*
Week 02	216	806	26.8	79	7	Mostly Subtype A*
Week 03	208	800	26	58	7	Mostly Subtype A*
Week 04**	115	393	29.3	17	0	Mostly Subtype A
Week 05**	108	371	29.1	14	1	Mostly Subtype A
Week 06**	98	349	28.1	13	1	Mostly Subtype A, Increasing Subtype B
Week 07**	76	301	25.2	9	2	Mostly Subtype B
Week 08**	90	345	26.1	8	0	Mostly Subtype B
Week 09**	39	257	15.2	3	1	Mostly Subtype B
Week 10**	34	213	16	3	0	Mostly Subtype B
Week 11**	30	218	13.8	4	0	Mostly Subtype B
Week 12**	24	208	11.5	5	0	Mostly Subtype B
TOTAL	2174	8580	25.3	612	66	Mostly Subtype A*

*Estimate based on available data

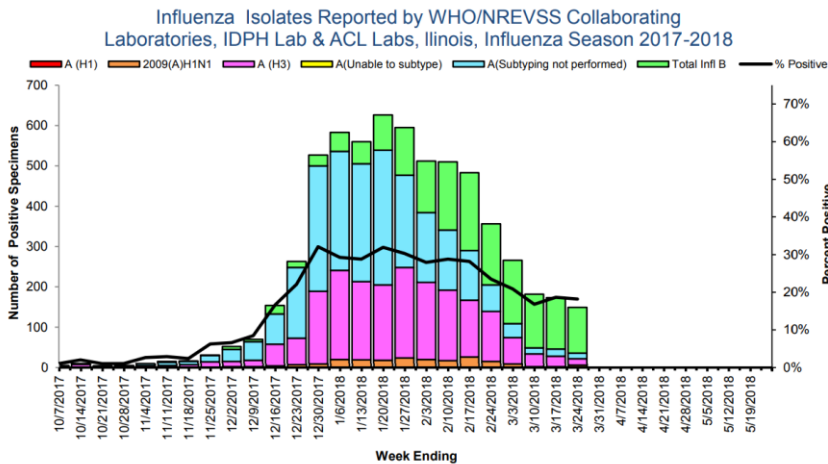
**No reporting from OSF Saint Francis Medical Center

Reporting to Peoria City County Health Department:

- 0 influenza w/ ICU hospitalization in past 3 weeks
- 11 total deaths this flu season

State and National Trends

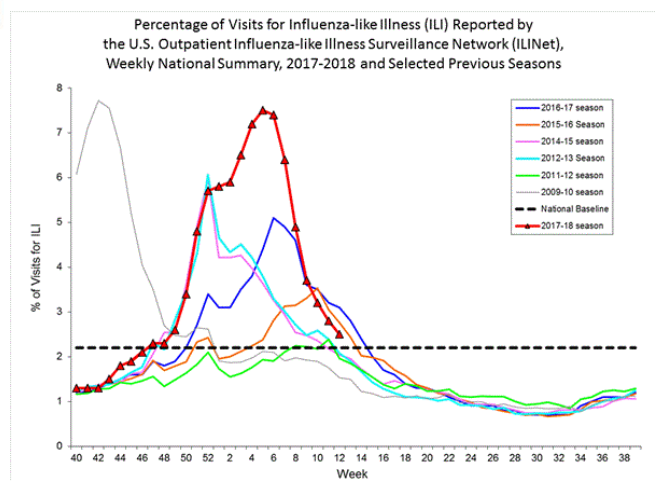
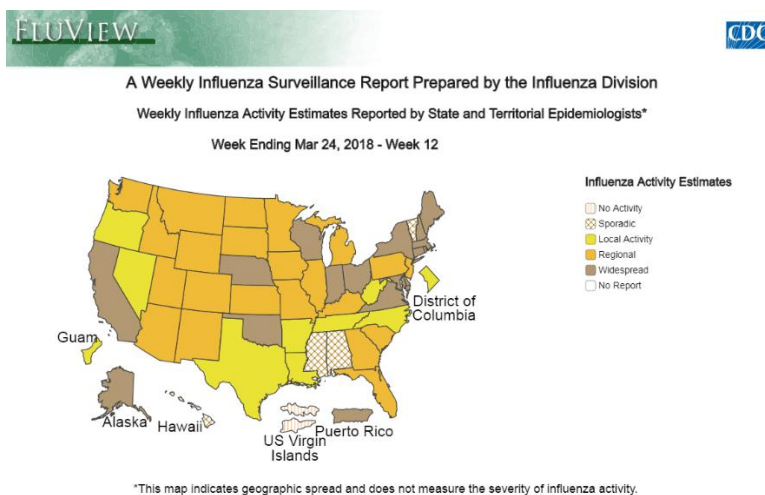
State Trends



- For this reporting week there were 820 influenza specimens tested by WHO/NREVSS collaborating Illinois laboratories and IDPH Laboratories; 149 specimens tested positive for Influenza: **18.2% positives**
- **Thirty-nine (39) influenza-associated Intensive Care Unit (ICU) admissions** were reported in Illinois for this reporting week.
- For this reporting week, **two (2) influenza outbreaks** were reported in Illinois.

The proportion of outpatient visits within Illinois for influenza-like illness (ILI) was 2.23% which is **ABOVE** the Illinois Regional Baseline.

National Trends



Resources

- Centers for Disease Control and Prevention Influenza Website: <http://www.cdc.gov/flu/>
- IDPH Seasonal Influenza Website: <http://www.dph.illinois.gov/topics-services/diseases-and-conditions/influenza/surveillance>

2017-2018: INFLUENZA WEEKLY SURVEILLANCE



Public Health
Peoria City/County Health Department
www.pccdh.org

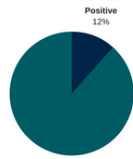
WEEK 12: MARCH 18 - MARCH 24, 2018



MODERATE

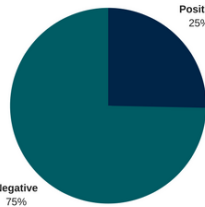
Influenza activity in Peoria - Tazewell Region

PERCENT POSITIVE TESTING



WEEK 12

Total of 208 tests; 24 positive tests
Mostly Subtype B



YEAR TO DATE Reporting began Week 44

Total of 8580 tests; 2174 positive tests
Mostly Subtype A*

*estimate based on available data

INFLUENZA ACTIVITY



EVERYONE 6 MONTHS AND OLDER SHOULD GET A FLU VACCINE



FLU SYMPTOMS



- Fever
- Cough, sore throat, runny nose
- Headache
- Muscle Aches
- Fatigue

