



2017-2018 Influenza Season Surveillance Report

[Everyone 6 months and older should get a flu vaccine](#)

Summary (Week 3: January 14 – January 20, 2018)

Current influenza activity is **HIGH** in the Peoria Region, with OSF Saint Francis Medical Center, UnityPoint Health Methodist|Proctor, Hopedale Medical Complex, and Pekin Hospital reporting 208 positive influenza tests.

The Illinois Department of Public Health reported state-wide flu activity as **WIDESPREAD** (Increased ILI* and/or institutional outbreaks (ILI* or lab confirmed) in at least half of the regions** AND recent (within the past 3 weeks) lab confirmed influenza in the state).

Peoria Region Trend

Week	Health Care Providers: SFMC, UP-M/P					Comment
	Positive Tests	Number of Tests	Percentage Positive	Admission	ICU Admission	
Week 44	5	104	4.8	2	0	Subtype A
Week 45	11	172	6.4	5	0	Subtype A
Week 46	21	174	12.1	6	0	Subtype A
Week 47	24	208	11.5	5	0	Subtype A
Week 48	30	259	11.6	16	0	Mostly Subtype A
Week 49	57	307	18.6	15	0	Mostly Subtype A
Week 50	98	512	19.1	34	5	Mostly Subtype A*
Week 51	256	686	37.3	74	12	Mostly Subtype A*
Week 52	375	965	38.9	137	12	Mostly Subtype A*
Week 01	259	932	27.8	105	18	Mostly Subtype A*
Week 02	216	806	26.8	79	7	Mostly Subtype A*
Week 03	208	800	26	58	7	Mostly Subtype A*
Week 04						
TOTAL	1560	5925	26.3	536	61	

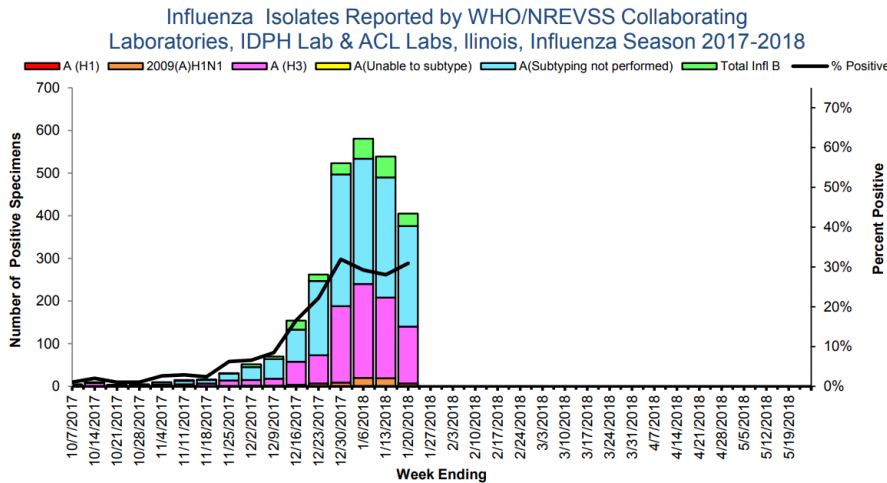
*Estimate based on available data

Reporting to Peoria City County Health Department:

- 14 influenza w/ ICU hospitalization in past two weeks
- 10 total deaths this flu season

State and National Trends

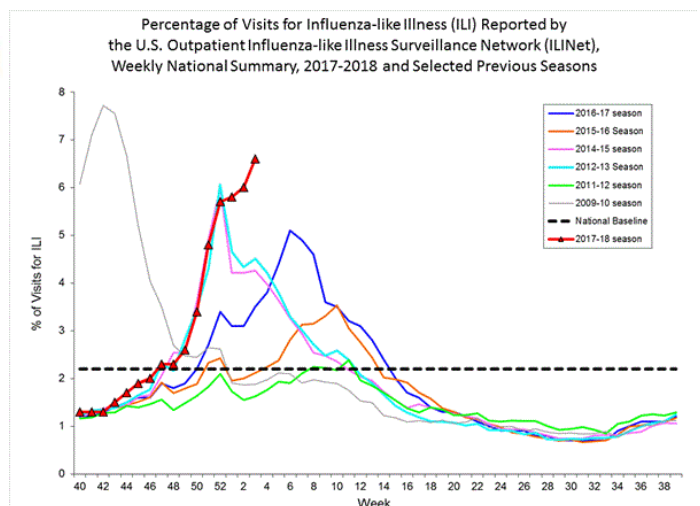
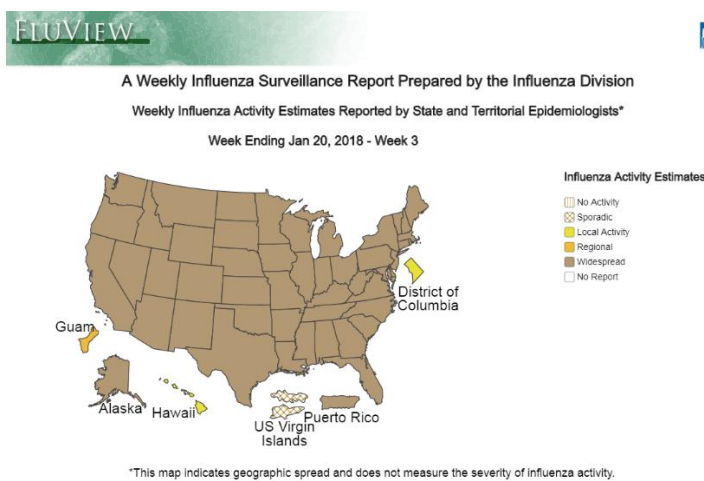
State Trends



- For this reporting week there were 1311 influenza specimens tested by WHO/NREVSS collaborating Illinois laboratories and IDPH Laboratories; 405 specimens tested positive for Influenza: **30.9% positives**
- **One hundred thirty-five (135) influenza-associated Intensive Care Unit (ICU) admissions** were reported in Illinois for this reporting week.
- For this reporting week, **twenty (20) influenza outbreaks** were reported in Illinois.

The proportion of outpatient visits within Illinois for influenza-like illness (ILI) was 5.19% which is **ABOVE** the Illinois Regional Baseline.

National Trends



Resources

- Centers for Disease Control and Prevention Influenza Website: <http://www.cdc.gov/flu/>
- IDPH Seasonal Influenza Website: <http://www.dph.illinois.gov/topics-services/diseases-and-conditions/influenza/surveillance>