



Peoria County Board of Health

2116 N Sheridan Rd. | Peoria, IL 61604

Public Health
Prevent. Promote. Protect.

Peoria City/County
Health Department

Finance and Personnel Committee

March 8, 2021

6:00pm | Room 125

AGENDA

1. **Call to Order**
2. **Public Comments**
3. **Approval of 02/08/2021 Minutes** (Action)
4. **Approval of February Personnel Report** (Action) **(Page 2)**
5. **Approval of Financial Services Report for Period#13/FY2020 & #2/FY2021**
(Action) **(Pages 3-6 and 9-12)**
6. **Financial Report Summary** (Information) **(Pages 7-8 and 13-14)**
7. **Old Business**
8. **New Business**
 - a. Environmental Health Division Staffing **(Page 15)**
9. **Administrator Comments**
 - a. COVID-19 Update (Information)
10. **Adjournment**

PEORIA CITY/COUNTY HEALTH DEPARTMENT
PERSONNEL REPORT
Effective March 1, 2021

New Hires:

None

Promotions/Personnel Changes:

None

Current Posted Open Positions:

Public Health Nurses in Epidemiology/Clinical Services (2.0 FTE)
Accounting Assistant, Financial Services, (1.0 FTE)
Environment Health Support Specialist, E. H., (1.0 FTE)
Nutritionist, Child and Family Health, (1.0 FTE)
Risk Assessor, Lead Safe Peoria, (2.0 FTE)

Vacancies Currently on Hold:

Temp Disease Specialist in Epidemiology/Clinical Services (TDB)
Temp Contact Tracer, Epidemiology/Clinical Services (TBD)
Permanent Social Worker, shared position with Sheriff's Office (1.0 FTE)
Dental Hygienist, Dental Clinic (1.0 FTE)

Agency Separations:

Mae Qattum, Nutritionist, Community Health Policy & Planning (1yr, 11mos)
Laura Breeden, Temp Disease Specialist, Epidemiology/Clinical Services (6mos)
Christopher Secor, Temp Disease Specialist, Epidemiology/Clinical Services (2mos)
Robert Zinser, Lead Risk Assessor, Environmental Health (1yr, 1mo)
Lara Metzger, Temp Disease Specialist, Epidemiology/Clinical Services (3mos)

Leave of Absence:

Bolanle Bamgbopa on medical leave of absence until May 31, 2021.

FY 2020 Authorized FTE:

75.8 permanent
15 temp

Filled FTE's:

85.3 FTEs

DATE: 03/04/2021
 TIME: 09:36:54

PEORIA COUNTY, IL
 REVENUE STATUS REPORT

PAGE NUMBER: 1
 REVSTALL

SELECTION CRITERIA: orgn.fund='030'
 ACCOUNTING PERIOD: 13/20

SORTED BY: FUND,DEPARTMENT,1ST SUBTOTAL,ACCOUNT
 TOTALED ON: DEPARTMENT,1ST SUBTOTAL
 PAGE BREAKS ON: FUND

FUND-030 PEORIA CITY/COUNTY HEALTH
 DEPARTMENT-030 PEORIA CITY/COUNTY HEALTH
 1ST SUBTOTAL-31000 PROPERTY TAXES

ACCOUNT - - - - -	TITLE - - - - -	BUDGET	PERIOD RECEIPTS	RECEIVABLES	YEAR TO DATE RECEIPTS	AVAILABLE BALANCE	YTD/ BUD
31110	PROPERTY TAX	1,374,805.00	.00	.00	1,364,504.93	10,300.07	99.25
TOTAL PROPERTY TAXES		1,374,805.00	.00	.00	1,364,504.93	10,300.07	99.25
1ST SUBTOTAL-32000 LICENSES AND PERMIT FEES							
32130	FOOD LICENSES	510,000.00	-408,035.00	.00	498,690.00	11,310.00	97.78
32131	FOOD LICENSES RECHECK	25,000.00	.00	.00	5,810.00	19,190.00	23.24
32132	TEMPORARY FOOD LICENSES	75,000.00	.00	.00	29,590.00	45,410.00	39.45
32133	FOOD LICENSE LATE FEE	12,000.00	.00	.00	5,650.00	6,350.00	47.08
32134	FOOD SERVICE PLAN REVIEW	25,000.00	.00	.00	19,030.00	5,970.00	76.12
32224	SEPTIC SYSTEM PERMITS	20,000.00	.00	.00	19,725.00	275.00	98.63
32225	WELL PERMITS	5,000.00	.00	.00	3,400.00	1,600.00	68.00
32227	SUBDIVISION REVIEW	.00	.00	.00	500.00	-500.00	.00
32228	SEWAGE CONTRACTOR REG	2,000.00	.00	.00	2,525.00	-525.00	126.25
TOTAL LICENSES AND PERMIT FEE		674,000.00	-408,035.00	.00	584,920.00	89,080.00	86.78
1ST SUBTOTAL-33000 INTERGOVERNMENTAL REVENUE							
33120	FEDERAL GRANT	750,000.00	127,456.46	.00	353,490.77	396,509.23	47.13
33380	STATE SERVICE GRANT	10,500.00	.00	.00	10,207.00	293.00	97.21
33401	MED MATCH	37,000.00	.00	.00	17,328.74	19,671.26	46.83
33402	FEMA COVID	.00	917.74	.00	917.74	-917.74	.00
33406	WIC GRANTS	799,520.00	88,223.33	.00	802,187.80	-2,667.80	100.33
33407	COMM DISEASES GRANTS	4,977,707.00	653,904.57	.00	846,437.66	4,131,269.34	17.00
33408	LOCAL HEALTH PROT GRANTS	324,810.00	98,402.49	.00	327,976.55	-3,166.55	100.97
33411	ORAL HEALTH GRANTS	25,000.00	.00	.00	5,538.00	19,462.00	22.15
33412	PREPAREDNESS GRANTS	288,120.00	87,404.27	.00	314,142.96	-26,022.96	109.03
33413	HEALTH EDUCATION GRANTS	200,000.00	59,543.49	.00	175,624.02	24,375.98	87.81
33414	ENVIRONMENTAL HLTH GRANT	41,355.00	2,750.00	.00	6,169.54	35,185.46	14.92
33415	LEAD PREVENTION GRANTS	305,400.00	47,987.32	.00	139,986.12	165,413.88	45.84
33520	PERSNL PROPERTY REPLC TA	592,780.00	.00	.00	560,447.43	32,332.57	94.55
33533	CURES REIMBURSEMENT	.00	166,685.50	.00	166,685.50	-166,685.50	.00
TOTAL INTERGOVERNMENTAL REVEN		8,352,192.00	1,333,275.17	.00	3,727,139.83	4,625,052.17	44.62
1ST SUBTOTAL-34000 CHARGES FOR SERVICES							
34111	FEES AND CHARGES	107,600.00	5,780.00	.00	53,354.00	54,246.00	49.59
34195	RENT-BUILDING	21,700.00	.00	.00	11,750.00	9,950.00	54.15
34231	BIRTH CERTIFICATE FEES	95,000.00	676.00	.00	63,482.00	31,518.00	66.82
34232	DEATH CERTIFICATE FEES	30,000.00	720.00	.00	27,648.00	2,352.00	92.16
34233	FUNERAL HOME CERT FEES	140,000.00	18,790.00	.00	155,810.00	-15,810.00	111.29
34239	CERTIFICATE OVERPAYMENTS	.00	.00	.00	10.00	-10.00	.00
34621	PATIENT INC-PUBLIC AID	460,000.00	12,761.36	.00	378,340.20	81,659.80	82.25
34631	PATIENT INC-PRIVATE PAY	91,500.00	1,179.66	.00	20,919.58	70,580.42	22.86
34821	RETURNED CHECK FEE	.00	.00	.00	250.00	-250.00	.00
TOTAL CHARGES FOR SERVICES		945,800.00	39,907.02	.00	711,563.78	234,236.22	75.23
1ST SUBTOTAL-35900 INTEREST INCOME							

DATE: 03/04/2021
 TIME: 09:36:54

PEORIA COUNTY, IL
 REVENUE STATUS REPORT

PAGE NUMBER: 2
 REVSTAll

SELECTION CRITERIA: orgn.fund='030'
 ACCOUNTING PERIOD: 13/20

SORTED BY: FUND,DEPARTMENT,1ST SUBTOTAL,ACCOUNT
 TOTALED ON: DEPARTMENT,1ST SUBTOTAL
 PAGE BREAKS ON: FUND

FUND-030 PEORIA CITY/COUNTY HEALTH
 DEPARTMENT-030 PEORIA CITY/COUNTY HEALTH
 1ST SUBTOTAL-35900 INTEREST INCOME

ACCOUNT - - - - -	TITLE - - - - -	BUDGET	PERIOD RECEIPTS	RECEIVABLES	YEAR TO DATE RECEIPTS	AVAILABLE BALANCE	YTD/ BUD
35960	INTEREST	27,000.00	439.29	.00	16,208.13	10,791.87	60.03
35970	INTEREST-INVESTMENTS	8,500.00	1,125.72	.00	11,250.81	-2,750.81	132.36
TOTAL INTEREST INCOME		35,500.00	1,565.01	.00	27,458.94	8,041.06	77.35
1ST SUBTOTAL-36000 MISCELLANEOUS REVENUES							
36050	GRANT PROCEEDS-OTHER	87,000.00	56,378.05	.00	285,074.04	-198,074.04	327.67
36200	LEAD MITIGATION WRK-MATC	50,000.00	-19.00	.00	65,735.88	-15,735.88	131.47
36300	MISCELLANEOUS (UNANTICIP	1,000.00	.00	.00	1,801.28	-801.28	180.13
36850	DONATIONS/CHARITABL CNTR	.00	3,718.80	.00	41,119.03	-41,119.03	.00
TOTAL MISCELLANEOUS REVENUES		138,000.00	60,077.85	.00	393,730.23	-255,730.23	285.31
TOTAL PEORIA CITY/COUNTY HEAL		11,520,297.00	1,026,790.05	.00	6,809,317.71	4,710,979.29	59.11
TOTAL REPORT		11,520,297.00	1,026,790.05	.00	6,809,317.71	4,710,979.29	59.11

DATE: 03/04/2021
 TIME: 09:39:34

PEORIA COUNTY, IL
 EXPENDITURE STATUS REPORT

PAGE NUMBER: 1
 EXPSTALL

SELECTION CRITERIA: orgn.fund='030'
 ACCOUNTING PERIOD: 13/20

SORTED BY: FUND,DEPARTMENT,1ST SUBTOTAL,ACCOUNT
 TOTALED ON: DEPARTMENT,1ST SUBTOTAL
 PAGE BREAKS ON: FUND

FUND-030 PEORIA CITY/COUNTY HEALTH
 DEPARTMENT-030 PEORIA CITY/COUNTY HEALTH
 1ST SUBTOTAL-51000 PERSONNEL EXPENSES

ACCOUNT	TITLE	BUDGET	PERIOD EXPENDITURES	ENCUMBRANCES OUTSTANDING	YEAR TO DATE EXP	AVAILABLE BALANCE	YTD/BUD
51031	FULL-TIME EMPLOYEES	3,305,197.00	75,207.64	.00	3,270,606.37	34,590.63	98.95
51040	PART-TIME EMPLOYEES	43,880.00	832.45	.00	41,173.04	2,706.96	93.83
51050	TEMPORARY EMPLOYEES	1,044,460.00	10,488.21	.00	201,310.93	843,149.07	19.27
51060	OVERTIME PREMIUM	76,140.00	319.43	.00	62,852.39	13,287.61	82.55
51080	LONGEVITY BONUS	21,450.00	1,191.65	.00	20,424.88	1,025.12	95.22
51090	HOLIDAY PAY	190.00	19.37	.00	101.08	88.92	53.20
51130	EMPLOYEE BENEFITS	7,200.00	.00	.00	7,136.08	63.92	99.11
51175	CALL-IN BONUS	2,420.00	.00	.00	450.00	1,970.00	18.60
51241	MEDICAL HEALTH BENEFITS	624,307.00	.00	.00	487,221.15	137,085.85	78.04
51501	IMRF CONTRIBUTION	136,300.00	.00	.00	.00	136,300.00	.00
51510	FICA TAX	104,270.00	.00	.00	.00	104,270.00	.00
	TOTAL PERSONNEL EXPENSES	5,365,814.00	88,058.75	.00	4,091,275.92	1,274,538.08	76.25

1ST SUBTOTAL-52000 COMMODITIES EXPENSES

52041	FOOD	5,100.00	.00	.00	693.52	4,406.48	13.60
52091	MAINTENANCE SUPPLIES	15,550.00	315.94	.00	15,337.10	212.90	98.63
52101	GAS AND OIL PRODUCTS	1,450.00	.00	.00	60.69	1,389.31	4.19
52201	OFFICE SUPPLIES	13,210.00	2,172.71	.00	11,332.54	1,877.46	85.79
52203	BOOKS & PERIODICALS	2,000.00	.00	.00	294.35	1,705.65	14.72
52205	MEDICAL SUPPLIES	28,500.00	128.88	.00	11,883.64	16,616.36	41.70
52206	DRUGS	80,000.00	.00	.00	30,628.24	49,371.76	38.29
52207	CLOTHING/UNIFORMS	2,900.00	89.98	.00	1,976.96	923.04	68.17
52208	SERVICE SUPPLIES	200.00	.00	.00	.00	200.00	.00
52210	SPECIALIZED OFFICE SUPPL	23,215.00	68.48	.00	17,345.98	5,869.02	74.72
52212	OUTREACH SUPPLIES	13,300.00	188.70	.00	8,016.20	5,283.80	60.27
52250	OPERATIONAL SUPPLIES	500.00	.00	.00	15.89	484.11	3.18
52315	GRANT INCENTIVES	16,500.00	.00	.00	16,450.01	49.99	99.70
52320	EDUCATIONAL MATERIALS	18,800.00	146.00	.00	14,945.22	3,854.78	79.50
52352	NON CAPITAL EQUIPMENT	33,590.00	1,177.17	.00	22,919.06	10,670.94	68.23
52353	NON-CAPITAL FURNITURE	300.00	.00	.00	.00	300.00	.00
52400	COVID19-COMMODITIES	85,000.00	2,862.85	.00	74,112.96	10,887.04	87.19
	TOTAL COMMODITIES EXPENSES	340,115.00	7,150.71	.00	226,012.36	114,102.64	66.45

1ST SUBTOTAL-53000 CONTRACTUAL EXPENSES

53021	POSTAGE	46,240.00	.50	.00	30,261.52	15,978.48	65.44
53047	LIABILITY CLAIMS	5,000.00	5,000.00	.00	5,000.00	.00	100.00
53051	MEDICAL SERVICES	1,600.00	343.80	.00	588.47	1,011.53	36.78
53069	FLEET MAINTENANCE EXP	750.00	.00	.00	750.00	.00	100.00
53071	CONSULTANT SERVICES	20,989.00	.00	.00	4,867.54	16,121.46	23.19
53280	PROGRAM DEVELOP/COORD	30,000.00	.00	.00	12,000.00	18,000.00	40.00
53301	AUTO REPAIR/MAINTENANCE	885.00	.00	.00	104.47	780.53	11.80
53400	COVID19-COMMODITIES	28,600.00	.00	.00	22,860.00	5,740.00	79.93
53600	UTILITIES GAS/ELECTRIC	65,300.00	5,973.76	.00	57,834.23	7,465.77	88.57
54000	CONFERENCES & SEMINARS	23,800.00	835.88	.00	13,467.92	10,332.08	56.59
54001	CONTRACTUAL SERVICES	76,375.00	311.25	.00	27,715.76	48,659.24	36.29
54311	TESTING	2,000.00	446.00	.00	1,664.40	335.60	83.22

DATE: 03/04/2021
 TIME: 09:39:34

PEORIA COUNTY, IL
 EXPENDITURE STATUS REPORT

PAGE NUMBER: 2
 EXPSTALL

SELECTION CRITERIA: orgn.fund='030'
 ACCOUNTING PERIOD: 13/20

SORTED BY: FUND,DEPARTMENT,1ST SUBTOTAL,ACCOUNT
 TOTALED ON: DEPARTMENT,1ST SUBTOTAL
 PAGE BREAKS ON: FUND

FUND-030 PEORIA CITY/COUNTY HEALTH
 DEPARTMENT-030 PEORIA CITY/COUNTY HEALTH
 1ST SUBTOTAL-53000 CONTRACTUAL EXPENSES

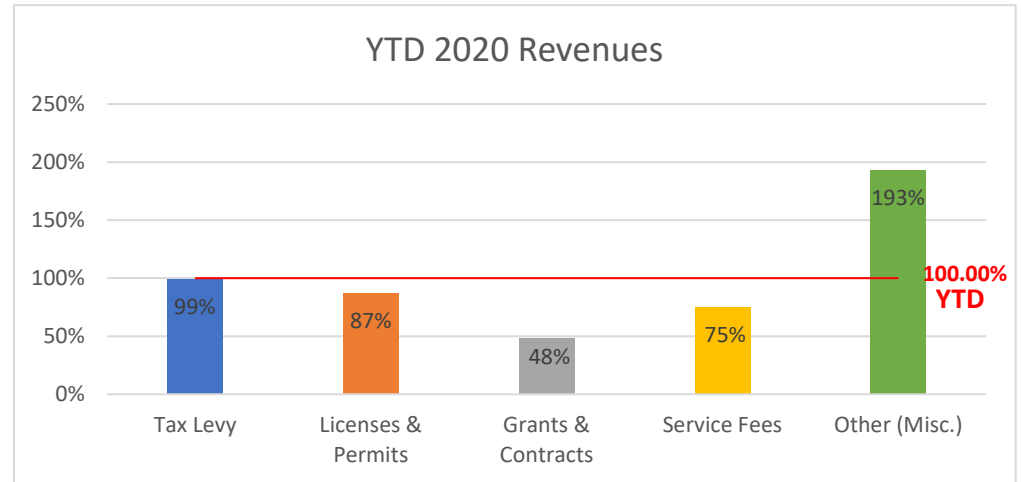
ACCOUNT	TITLE	BUDGET	PERIOD EXPENDITURES	ENCUMBRANCES OUTSTANDING	YEAR TO DATE EXP	AVAILABLE BALANCE	YTD/ BUD
54312	SECURITY SERVICES	1,215.00	.00	.00	1,214.67	.33	99.97
54320	TELEPHONE	27,400.00	205.00	.00	27,338.98	61.02	99.78
54330	TRAVEL	30,195.00	1,399.28	.00	17,727.77	12,467.23	58.71
54331	AUTO ALLOWANCE	7,725.00	220.00	.00	3,520.00	4,205.00	45.57
54338	CELLULAR PHONE	35,750.00	139.44	.00	33,605.93	2,144.07	94.00
54341	PRINTING	1,675.00	.00	.00	.00	1,675.00	.00
54343	ADVERTISING PERSONNEL	1,350.00	.00	.00	777.59	572.41	57.60
54344	ADVERTISING OTHER	54,000.00	.00	.00	47,951.41	6,048.59	88.80
54347	RECOGNITION AWARDS	1,500.00	741.65	.00	1,256.65	243.35	83.78
54359	CABLE-SATELLITE	2,200.00	.00	.00	2,160.20	39.80	98.19
54361	STORMWATER UTILITY FEE	6,900.00	1,830.62	.00	6,892.22	7.78	99.89
54362	GPSD USER CHARGE	4,700.00	773.75	.00	3,585.78	1,114.22	76.29
54363	WATER	6,300.00	348.62	.00	6,255.46	44.54	99.29
54364	PEST CONTROL	1,060.00	55.00	.00	1,060.00	.00	100.00
54366	GARBAGE COLLECTION	1,800.00	.00	.00	1,764.33	35.67	98.02
54367	HOUSEKEEPING SERVICE	60,000.00	.00	.00	58,900.00	1,100.00	98.17
54369	INFECTIOUS WASTE COLL	14,100.00	.00	.00	13,409.17	690.83	95.10
54372	BUILDING REPAIR	13,000.00	450.00	.00	3,494.40	9,505.60	26.88
54373	MECHANICAL EQUIP REPR\MA	31,500.00	.00	.00	23,726.08	7,773.92	75.32
54374	SIREN REPAIR MAINTENANCE	24,000.00	6,640.00	.00	18,702.62	5,297.38	77.93
54377	BLDG/GROUNDS MAINTENANCE	28,600.00	5,940.00	.00	22,375.25	6,224.75	78.24
54378	RADIO REPAIR MAINTENANCE	21,000.00	.00	.00	18,774.60	2,225.40	89.40
54389	DUPLICATING EQUIP RENTAL	17,510.00	236.60	.00	16,650.47	859.53	95.09
54400	COVID19-CONTRACTUAL	3,168,927.00	108,902.16	.00	208,026.22	2,960,900.78	6.56
54401	DUES, MEMBERSHIPS & FEES	12,987.00	279.13	.00	11,605.83	1,381.17	89.36
54402	EDUCATIONAL TRAINING	21,350.00	.00	.00	21,319.57	30.43	99.86
54412	IT USER FEE	291,393.00	.00	.00	291,393.00	.00	100.00
54421	RISK SERVICES FEES	83,820.00	.00	.00	83,820.00	.00	100.00
54424	SUBCONTRACTOR SERVICES	994,593.00	50,898.36	.00	594,638.18	399,954.82	59.79
54491	COFFEE & DONUT PURCHASES	250.00	.00	.00	.00	250.00	.00
54497	CHARGE FOR LATE PAYMENT	30.00	.00	.00	14.00	16.00	46.67
	TOTAL CONTRACTUAL EXPENSES	5,268,369.00	191,969.80	.00	1,719,074.69	3,549,294.31	32.63
	TOTAL PEORIA CITY/COUNTY HEAL	10,974,298.00	287,179.26	.00	6,036,362.97	4,937,935.03	55.00
	TOTAL REPORT	10,974,298.00	287,179.26	.00	6,036,362.97	4,937,935.03	55.00

Fiscal Year Financial Report
Beginning Balance (1/1/20)

3,002,623

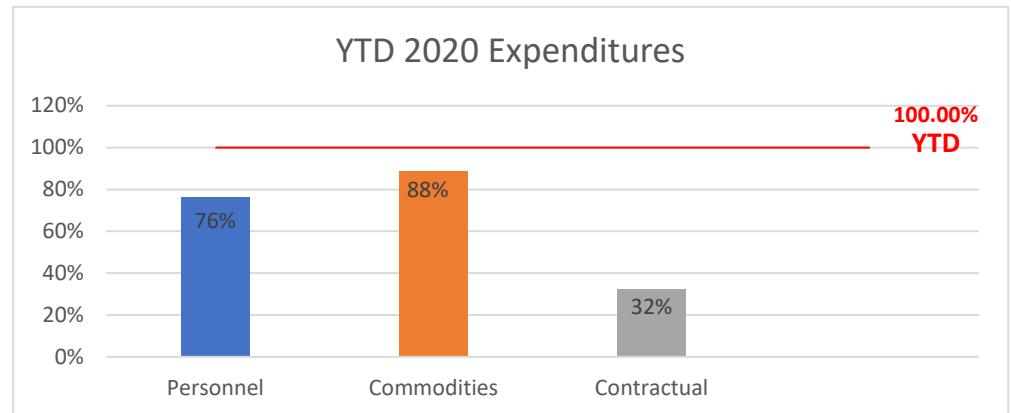
2020 Revenues (12/31/20)

		YTD/ BUD
Tax Levy	1,364,505	99%
Licenses & Permits	584,920	87%
Grants & Contracts	4,077,950	48%
Service Fees	711,564	75%
Other (Misc.)	70,379	193%
Total	6,809,318	59%



2020 Expenditures (12/31/20)

Personnel	4,091,276	76%
Commodities	226,012	88%
Contractual	1,719,075	32%
Total	6,036,363	55%

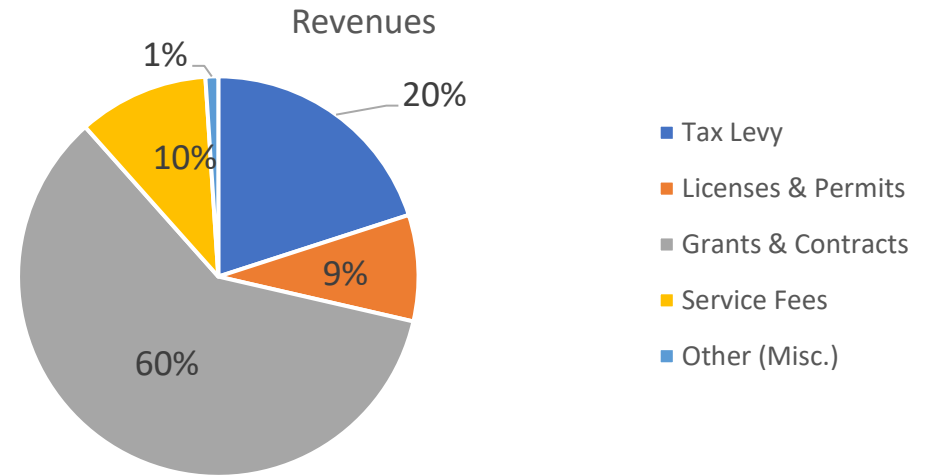


Change to Reserve Fund **772,955**

Ending Balance (12/31/20-Unaudited) 3,775,578

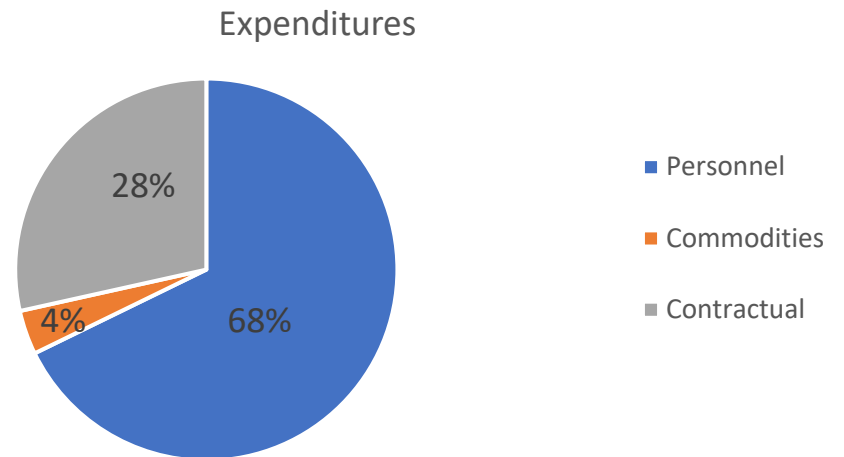
2020 Revenues by Percentage

Tax Levy	20.0%
Licenses & Permits	8.6%
Grants & Contracts	59.9%
Service Fees	10.5%
Other (Misc.)	1.0%
100%	



2020 Expenditures by Percentage

Personnel	67.8%
Commodities	3.7%
Contractual	28.5%
100%	



DATE: 03/04/2021
 TIME: 09:37:56

PEORIA COUNTY, IL
 REVENUE STATUS REPORT

PAGE NUMBER: 1
 REVSTALL

SELECTION CRITERIA: orgn.fund='030'
 ACCOUNTING PERIOD: 2/21

SORTED BY: FUND,DEPARTMENT,1ST SUBTOTAL,ACCOUNT
 TOTALED ON: DEPARTMENT,1ST SUBTOTAL
 PAGE BREAKS ON: FUND

FUND-030 PEORIA CITY/COUNTY HEALTH
 DEPARTMENT-030 PEORIA CITY/COUNTY HEALTH
 1ST SUBTOTAL-31000 PROPERTY TAXES

ACCOUNT - - - - -	TITLE - - - - -	BUDGET	PERIOD RECEIPTS	RECEIVABLES	YEAR TO DATE RECEIPTS	AVAILABLE BALANCE	YTD/ BUD
31110	PROPERTY TAX	1,354,450.00	.00	.00	.00	1,354,450.00	.00
TOTAL PROPERTY TAXES		1,354,450.00	.00	.00	.00	1,354,450.00	.00
1ST SUBTOTAL-32000 LICENSES AND PERMIT FEES							
32130	FOOD LICENSES	450,000.00	13,490.00	.00	471,855.00	-21,855.00	104.86
32131	FOOD LICENCES RECHECK	20,000.00	300.00	.00	570.00	19,430.00	2.85
32132	TEMPORARY FOOD LICENSES	50,000.00	330.00	.00	480.00	49,520.00	.96
32133	FOOD LICENSE LATE FEE	10,000.00	.00	.00	.00	10,000.00	.00
32134	FOOD SERVICE PLAN REVIEW	15,000.00	940.00	.00	1,410.00	13,590.00	9.40
32224	SEPTIC SYSTEM PERMITS	20,000.00	900.00	.00	2,700.00	17,300.00	13.50
32225	WELL PERMITS	4,000.00	175.00	.00	575.00	3,425.00	14.38
32227	SUBDIVISION REVIEW	500.00	.00	.00	100.00	400.00	20.00
32228	SEWAGE CONTRACTOR REG	3,000.00	350.00	.00	1,600.00	1,400.00	53.33
TOTAL LICENSES AND PERMIT FEE		572,500.00	16,485.00	.00	479,290.00	93,210.00	83.72
1ST SUBTOTAL-33000 INTERGOVERNMENTAL REVENUE							
33120	FEDERAL GRANT	850,000.00	.00	.00	.00	850,000.00	.00
33380	STATE SERVICE GRANT	10,000.00	.00	.00	.00	10,000.00	.00
33401	MED MATCH	20,000.00	17,221.00	.00	17,221.00	2,779.00	86.11
33406	WIC GRANTS	797,565.00	.00	.00	.00	797,565.00	.00
33407	COMM DISEASES GRANTS	1,978,015.00	.00	.00	.00	1,978,015.00	.00
33408	LOCAL HEALTH PROT GRANTS	324,810.00	.00	.00	.00	324,810.00	.00
33411	ORAL HEALTH GRANTS	25,000.00	.00	.00	.00	25,000.00	.00
33412	PREPAREDNESS GRANTS	198,250.00	.00	.00	.00	198,250.00	.00
33413	HEALTH EDUCATION GRANTS	200,000.00	.00	.00	.00	200,000.00	.00
33414	ENVIRONMENTAL HLTH GRANT	15,000.00	.00	.00	.00	15,000.00	.00
33415	LEAD PREVENTION GRANTS	200,000.00	.00	.00	.00	200,000.00	.00
33520	PERSNL PROPERTY REPLC TA	472,790.00	944.94	.00	96,443.73	376,346.27	20.40
TOTAL INTERGOVERNMENTAL REVEN		5,091,430.00	18,165.94	.00	113,664.73	4,977,765.27	2.23
1ST SUBTOTAL-34000 CHARGES FOR SERVICES							
34111	FEES AND CHARGES	107,600.00	1,000.00	.00	1,000.00	106,600.00	.93
34195	RENT-BUILDING	10,000.00	.00	.00	10,000.00	.00	100.00
34231	BIRTH CERTIFICATE FEES	95,000.00	4,719.00	.00	10,507.00	84,493.00	11.06
34232	DEATH CERTIFICATE FEES	30,000.00	2,967.00	.00	5,391.00	24,609.00	17.97
34233	FUNERAL HOME CERT FEES	140,000.00	739.00	.00	739.00	139,261.00	.53
34239	CERTIFICATE OVERPAYMENTS	.00	19.00	.00	19.00	-19.00	.00
34621	PATIENT INC-PUBLIC AID	465,000.00	27,208.89	.00	36,841.66	428,158.34	7.92
34631	PATIENT INC-PRIVATE PAY	62,500.00	.00	.00	.00	62,500.00	.00
34821	RETURNED CHECK FEE	.00	.00	.00	25.00	-25.00	.00
TOTAL CHARGES FOR SERVICES		910,100.00	36,652.89	.00	64,522.66	845,577.34	7.09
1ST SUBTOTAL-35900 INTEREST INCOME							
35960	INTEREST	13,500.00	.00	.00	.00	13,500.00	.00
35970	INTEREST-INVESTMENTS	8,500.00	.00	.00	.00	8,500.00	.00

DATE: 03/04/2021
 TIME: 09:37:56

PEORIA COUNTY, IL
 REVENUE STATUS REPORT

PAGE NUMBER: 2
 REVSTAll

SELECTION CRITERIA: orgn.fund='030'
 ACCOUNTING PERIOD: 2/21

SORTED BY: FUND,DEPARTMENT,1ST SUBTOTAL,ACCOUNT
 TOTALED ON: DEPARTMENT,1ST SUBTOTAL
 PAGE BREAKS ON: FUND

FUND-030 PEORIA CITY/COUNTY HEALTH
 DEPARTMENT-030 PEORIA CITY/COUNTY HEALTH
 1ST SUBTOTAL-35900 INTEREST INCOME

ACCOUNT - - - - - TITLE - - - - -	BUDGET	PERIOD RECEIPTS	RECEIVABLES	YEAR TO DATE RECEIPTS	AVAILABLE BALANCE	YTD/ BUD
TOTAL INTEREST INCOME	22,000.00	.00	.00	.00	22,000.00	.00
1ST SUBTOTAL-36000 MISCELLANEOUS REVENUES						
36050 GRANT PROCEEDS-OTHER	476,010.00	.00	.00	.00	476,010.00	.00
36200 LEAD MITIGATION WRK-MATC	75,000.00	.00	.00	.00	75,000.00	.00
36300 MISCELLANEOUS (UNANTICIP	1,000.00	39.00	.00	114.00	886.00	11.40
TOTAL MISCELLANEOUS REVENUES	552,010.00	39.00	.00	114.00	551,896.00	.02
1ST SUBTOTAL-41999 FUND TRANSFERS IN						
42041 TRANSFER FROM SOLID WAST	250,000.00	.00	.00	.00	250,000.00	.00
TOTAL FUND TRANSFERS IN	250,000.00	.00	.00	.00	250,000.00	.00
TOTAL PEORIA CITY/COUNTY HEAL	8,752,490.00	71,342.83	.00	657,591.39	8,094,898.61	7.51
TOTAL REPORT	8,752,490.00	71,342.83	.00	657,591.39	8,094,898.61	7.51

DATE: 03/04/2021
 TIME: 09:41:28

PEORIA COUNTY, IL
 EXPENDITURE STATUS REPORT

PAGE NUMBER: 1
 EXPSTALL

SELECTION CRITERIA: orgn.fund='030'
 ACCOUNTING PERIOD: 2/21

SORTED BY: FUND,DEPARTMENT,1ST SUBTOTAL,ACCOUNT
 TOTALED ON: DEPARTMENT,1ST SUBTOTAL
 PAGE BREAKS ON: FUND

FUND-030 PEORIA CITY/COUNTY HEALTH
 DEPARTMENT-030 PEORIA CITY/COUNTY HEALTH
 1ST SUBTOTAL-51000 PERSONNEL EXPENSES

ACCOUNT	TITLE	BUDGET	PERIOD EXPENDITURES	ENCUMBRANCES OUTSTANDING	YEAR TO DATE EXP	AVAILABLE BALANCE	YTD/ BUD
51031	FULL-TIME EMPLOYEES	3,648,415.00	252,214.44	2,890,565.14	451,369.51	306,480.35	91.60
51040	PART-TIME EMPLOYEES	51,055.00	4,231.86	43,702.26	7,405.59	-52.85	100.10
51050	TEMPORARY EMPLOYEES	616,485.00	56,649.42	41,353.86	103,289.28	471,841.86	23.46
51060	OVERTIME PREMIUM	18,250.00	18,497.20	.00	27,510.95	-9,260.95	150.74
51080	LONGEVITY BONUS	19,400.00	3,000.00	.00	4,800.00	14,600.00	24.74
51090	HOLIDAY PAY	50.00	.00	.00	.00	50.00	.00
51130	EMPLOYEE BENEFITS	8,000.00	595.57	.00	1,191.14	6,808.86	14.89
51175	CALL-IN BONUS	1,330.00	15.00	.00	15.00	1,315.00	1.13
51241	MEDICAL HEALTH BENEFITS	1,117,195.00	50,242.50	362,707.90	100,485.00	654,002.10	41.46
	TOTAL PERSONNEL EXPENSES	5,480,180.00	385,445.99	3,338,329.16	696,066.47	1,445,784.37	73.62

1ST SUBTOTAL-52000 COMMODITIES EXPENSES

52041	FOOD	6,000.00	.00	.00	.00	6,000.00	.00
52091	MAINTENANCE SUPPLIES	15,500.00	.00	.00	160.00	15,340.00	1.03
52101	GAS AND OIL PRODUCTS	400.00	.00	.00	.00	400.00	.00
52201	OFFICE SUPPLIES	14,900.00	35.76	.00	647.48	14,252.52	4.35
52203	BOOKS & PERIODICALS	1,500.00	.00	.00	.00	1,500.00	.00
52205	MEDICAL SUPPLIES	31,500.00	.00	.00	.00	31,500.00	.00
52206	DRUGS	80,000.00	.00	.00	.00	80,000.00	.00
52207	CLOTHING/UNIFORMS	2,000.00	.00	.00	.00	2,000.00	.00
52208	SERVICE SUPPLIES	200.00	.00	.00	.00	200.00	.00
52210	SPECIALIZED OFFICE SUPPL	22,100.00	-47.61	.00	95.87	22,004.13	.43
52212	OUTREACH SUPPLIES	6,500.00	.00	.00	.00	6,500.00	.00
52250	OPERATIONAL SUPPLIES	500.00	.00	.00	.00	500.00	.00
52320	EDUCATIONAL MATERIALS	10,000.00	.00	.00	.00	10,000.00	.00
52352	NON CAPITAL EQUIPMENT	45,500.00	.00	.00	.00	45,500.00	.00
52353	NON-CAPITAL FURNITURE	2,000.00	.00	.00	.00	2,000.00	.00
52400	COVID19-COMMODITIES	5,000.00	2,262.11	.00	5,678.60	-678.60	113.57
	TOTAL COMMODITIES EXPENSES	243,600.00	2,250.26	.00	6,581.95	237,018.05	2.70

1ST SUBTOTAL-53000 CONTRACTUAL EXPENSES

53021	POSTAGE	22,200.00	124.66	.00	138.63	22,061.37	.62
53051	MEDICAL SERVICES	1,500.00	.00	.00	.00	1,500.00	.00
53069	FLEET MAINTENANCE EXP	900.00	75.00	.00	150.00	750.00	16.67
53071	CONSULTANT SERVICES	5,100.00	350.00	16,788.75	700.00	-12,388.75	342.92
53280	PROGRAM DEVELOP/COORD	100,000.00	.00	.00	.00	100,000.00	.00
53301	AUTO REPAIR/MAINTENANCE	100.00	.00	.00	.00	100.00	.00
53400	COVID19-COMMODITIES	38,460.00	5,580.00	.00	11,880.00	26,580.00	30.89
53600	UTILITIES GAS/ELECTRIC	65,000.00	.00	.00	1,497.54	63,502.46	2.30
54000	CONFERENCES & SEMINARS	40,100.00	78.00	.00	376.00	39,724.00	.94
54001	CONTRACTUAL SERVICES	31,500.00	.00	.00	.00	31,500.00	.00
54303	ENGINEERING ARCHITECT	500,000.00	.00	.00	.00	500,000.00	.00
54304	ATTORNEY FEES	1,000.00	.00	.00	.00	1,000.00	.00
54311	TESTING	2,000.00	.00	.00	.00	2,000.00	.00
54312	SECURITY SERVICES	1,200.00	323.87	.00	323.87	876.13	26.99
54320	TELEPHONE	26,300.00	1,087.33	.00	3,144.43	23,155.57	11.96

DATE: 03/04/2021
 TIME: 09:41:28

PEORIA COUNTY, IL
 EXPENDITURE STATUS REPORT

PAGE NUMBER: 2
 EXPSTALL

SELECTION CRITERIA: orgn.fund='030'
 ACCOUNTING PERIOD: 2/21

SORTED BY: FUND,DEPARTMENT,1ST SUBTOTAL,ACCOUNT
 TOTALED ON: DEPARTMENT,1ST SUBTOTAL
 PAGE BREAKS ON: FUND

FUND-030 PEORIA CITY/COUNTY HEALTH
 DEPARTMENT-030 PEORIA CITY/COUNTY HEALTH
 1ST SUBTOTAL-53000 CONTRACTUAL EXPENSES

ACCOUNT	TITLE	BUDGET	PERIOD EXPENDITURES	ENCUMBRANCES OUTSTANDING	YEAR TO DATE EXP	AVAILABLE BALANCE	YTD/BUD
54330	TRAVEL	26,950.00	665.40	.00	665.40	26,284.60	2.47
54331	AUTO ALLOWANCE	5,365.00	.00	.00	.00	5,365.00	.00
54338	CELLULAR PHONE	42,065.00	5,460.00	.00	11,958.63	30,106.37	28.43
54341	PRINTING	2,000.00	.00	.00	.00	2,000.00	.00
54343	ADVERTISING PERSONNEL	2,000.00	.00	.00	.00	2,000.00	.00
54344	ADVERTISING OTHER	31,500.00	.00	.00	.00	31,500.00	.00
54347	RECOGNITION AWARDS	1,500.00	.00	.00	.00	1,500.00	.00
54359	CABLE-SATELLITE	2,100.00	178.41	.00	356.82	1,743.18	16.99
54361	STORMWATER UTILITY FEE	6,000.00	.00	.00	.00	6,000.00	.00
54362	GPSD USER CHARGE	3,200.00	.00	.00	.00	3,200.00	.00
54363	WATER	5,900.00	.00	.00	384.07	5,515.93	6.51
54364	PEST CONTROL	1,060.00	.00	.00	70.00	990.00	6.60
54366	GARBAGE COLLECTION	1,500.00	35.15	.00	35.15	1,464.85	2.34
54367	HOUSEKEEPING SERVICE	70,000.00	5,697.00	.00	11,394.00	58,606.00	16.28
54369	INFECTIOUS WASTE COLL	14,500.00	.00	.00	1,223.65	13,276.35	8.44
54372	BUILDING REPAIR	26,000.00	.00	.00	.00	26,000.00	.00
54373	MECHANICAL EQUIP REPR\MA	27,500.00	530.54	.00	530.54	26,969.46	1.93
54374	SIREN REPAIR MAINTENANCE	24,000.00	810.00	.00	810.00	23,190.00	3.38
54377	BLDG/GROUNDS MAINTENANCE	22,500.00	.00	.00	3,195.25	19,304.75	14.20
54378	RADIO REPAIR MAINTENANCE	21,000.00	.00	.00	14,522.04	6,477.96	69.15
54389	DUPLICATING EQUIP RENTAL	15,600.00	1,037.48	.00	2,556.82	13,043.18	16.39
54400	COVID19-CONTRACTUAL	425,000.00	33,601.17	74,551.11	77,991.14	272,457.75	35.89
54401	DUES, MEMBERSHIPS & FEES	18,250.00	-7.00	.00	2,895.71	15,354.29	15.87
54402	EDUCATIONAL TRAINING	20,000.00	.00	.00	3,525.32	16,474.68	17.63
54412	IT USER FEE	412,230.00	34,352.50	.00	68,705.00	343,525.00	16.67
54421	RISK SEVICES FEES	83,820.00	6,985.00	.00	13,970.00	69,850.00	16.67
54424	SUBCONTRACTOR SERVICES	1,217,210.00	84,572.50	264,472.39	150,231.15	802,506.46	34.07
54491	COFFEE & DONUT PURCHASES	200.00	.00	.00	81.26	118.74	40.63
	TOTAL CONTRACTUAL EXPENSES	3,364,310.00	181,537.01	355,812.25	383,312.42	2,625,185.33	21.97
1ST SUBTOTAL-55000 CAPITAL OUTLAY EXPENSES							
55081	VEHICLES	40,000.00	.00	.00	.00	40,000.00	.00
	TOTAL CAPITAL OUTLAY EXPENSES	40,000.00	.00	.00	.00	40,000.00	.00
	TOTAL PEORIA CITY/COUNTY HEAL	9,128,090.00	569,233.26	3,694,141.41	1,085,960.84	4,347,987.75	52.37
TOTAL REPORT							
		9,128,090.00	569,233.26	3,694,141.41	1,085,960.84	4,347,987.75	52.37

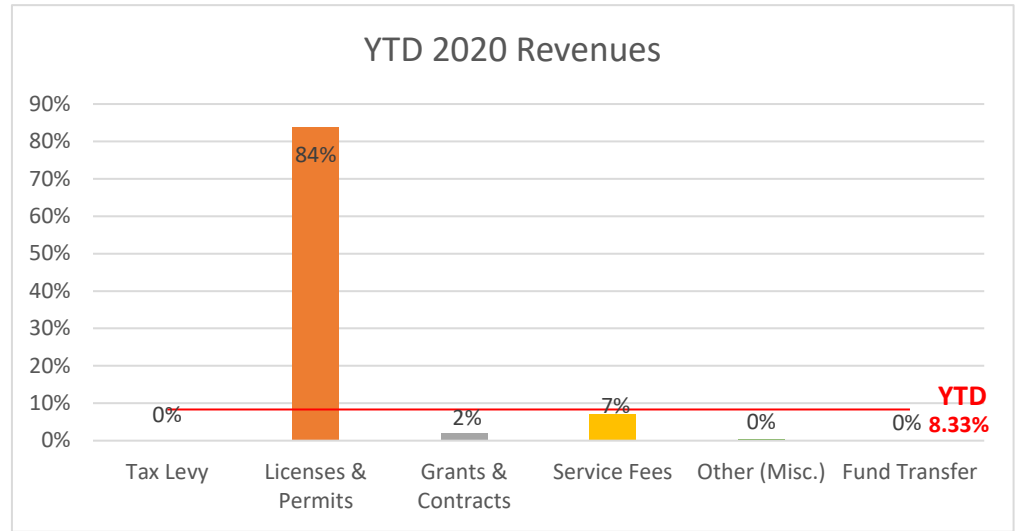
w/o Encumbrances = 11.90%

Fiscal Year Financial Report
Beginning Balance (1/1/20)

3,775,578

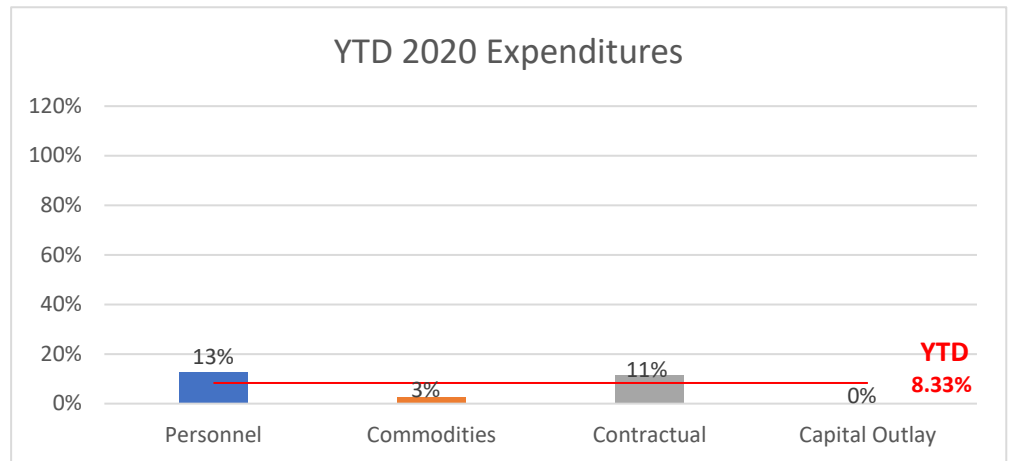
2021 Revenues (1/31/21)

		YTD/ BUD
Tax Levy	0	0%
Licenses & Permits	479,290	84%
Grants & Contracts	113,665	2%
Service Fees	64,523	7%
Other (Misc.)	114	0%
Fund Transfer	0	0%
Total	657,591	8%



2021 Expenditures (12/31/20)

Personnel	696,066	13%
Commodities	6,582	3%
Contractual	383,312	11%
Capital Outlay	0	0%
Total	1,085,961	12%

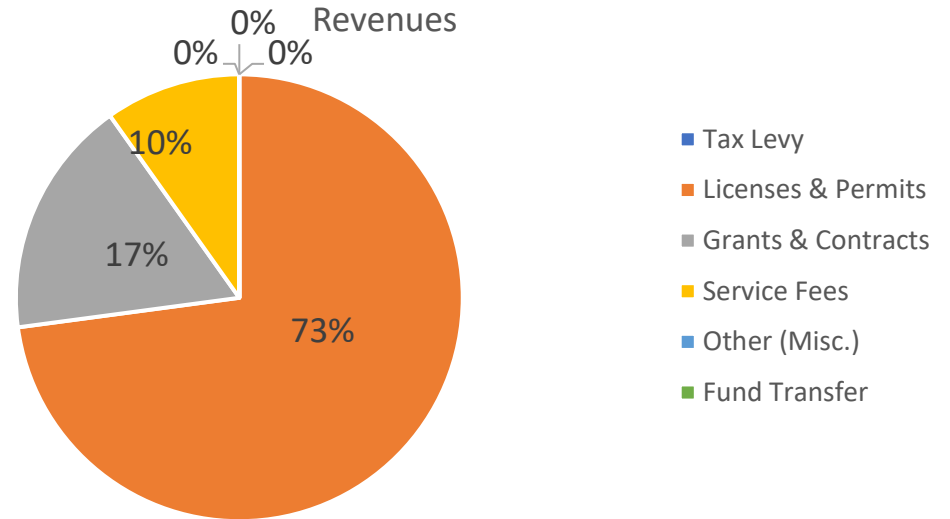


Change to Reserve Fund **-428,369**

Ending Balance (12/31/20-Unaudited) 3,347,209

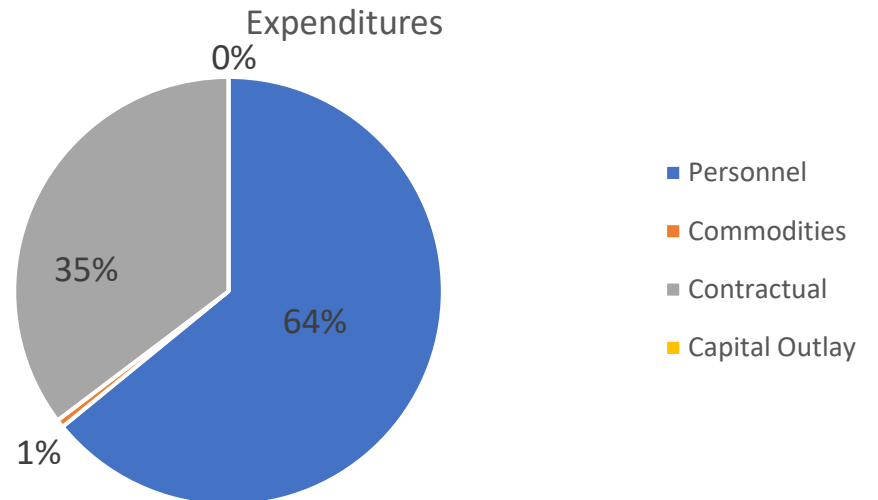
2020 Revenues by Percentage

Tax Levy	0.0%
Licenses & Permits	72.9%
Grants & Contracts	17.3%
Service Fees	9.8%
Other (Misc.)	0.0%
Fund Transfer	0.0%
	100%



2020 Expenditures by Percentage

Personnel	64.1%
Commodities	0.6%
Contractual	35.3%
Capital Outlay	0.0%
	100%





PEORIA COUNTY BOARD OF HEALTH AGENDA BRIEFING

Committee:	Finance and Personnel Committee		
Meeting Date:	March 8, 2021	Meeting Time: 6:00 pm	
Issue: Environmental Health Division Staffing			
Background/Discussion: Environmental Health Staffing overview presentation to provide an overview of the Environmental Health Division's restructure and growth over the past few years. This is to acclimate any new board members and refresh existing board members.			
Staff Recommendation: Information only.			
Committee Action: N/A			
Budget Impact:	Strategic Plan	PHAB	CHIP
<input type="checkbox"/> Yes <input checked="" type="checkbox"/> No	<input type="checkbox"/> Facility Modernization <input type="checkbox"/> Health Equity <input type="checkbox"/> Workforce Development	Domain # _____	<input type="checkbox"/> Mental Health <input type="checkbox"/> Substance Use <input type="checkbox"/> HEAL <input type="checkbox"/> Cancer
Prepared By:	Carey A. Panier, Director of Environmental Health		
Date:	March 1, 2021		