



2016-2017 Influenza Season Surveillance Report

Everyone 6 months and older should get a flu vaccine

Summary (Week 06: February 5-11, 2017)

Current influenza activity is **HIGH** in the Peoria Region, with OSF Saint Francis Medical Center, UnityPoint Health Methodist|Proctor, Hopedale Medical Complex, and Pekin Hospital reporting 109 positive influenza tests.

The Illinois Department of Public Health reported state-wide flu activity as **WIDESPREAD** (Outbreaks of influenza or increases in ILI cases and recent laboratory-confirmed influenza in at least half the regions of the state with recent laboratory evidence of influenza in the state).

Peoria Region Trend

Week	Health Care Providers: SFMC, UP-M/P					Comment
	Positive Tests	Number of Tests	Percentage Positive	Admission	ICU Admission	
Week 44*	10	134	7.5%	0	0	Mostly Subtype B
Week 45*	15	123	12.2%	0	0	Mostly Subtype B
Week 46*	13	152	8.6%	0	0	Mostly Subtype B
Week 47*	24	163	14.7%	1	0	Mostly Subtype B
Week 48	45	226	19.9%	4	0	Mostly Subtype B
Week 49	27	210	12.9%	5	1	Mostly Subtype B
Week 50	45	254	17.7%	3	0	Mostly Subtype B
Week 51	58	281	20.6%	7	0	Mostly Subtype B, increasing subtype A
Week 52	89	384	23.2%	15	5	Mostly Subtype B, increasing subtype A
Week 01	60	381	15.7%	9	1	Mostly Subtype B, increasing subtype A
Week 02	56	302	18.5%	8	1	Mostly Subtype B, increasing subtype A
Week 03	81	354	22.9%	17	3	Majority Subtype A
Week 04	57	304	18.8%	13	1	Majority Subtype A
Week 05	69	342	20.2%	16	7	Majority Subtype A
Week 06	109	438	24.9%	20	4	Majority Subtype A
TOTAL	758	4048	18.7%	118	23	

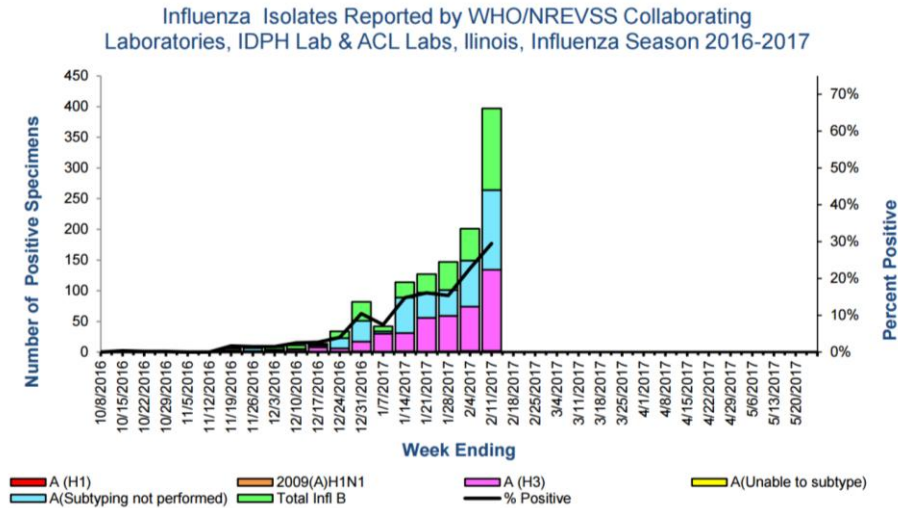
*Reporting from only OSF St. Francis Medical Center and Unity Point Methodist|Proctor.

Reporting to Peoria City County Health Department:

- Less than 5 influenza w/ ICU hospitalization past 30 days

State and National Trends

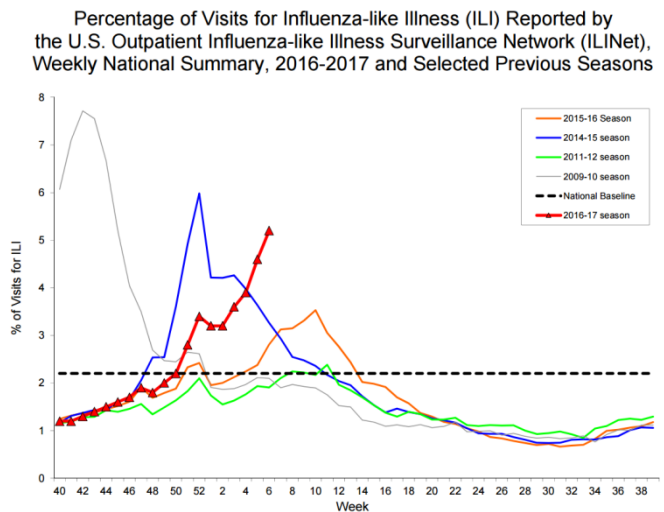
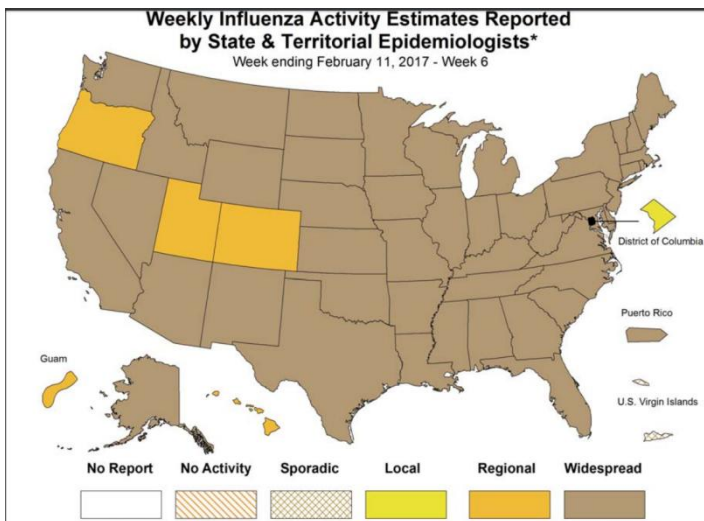
State Trends



- For this reporting week there were 1347 influenza specimens tested by WHO/NREVSS collaborating Illinois laboratories and IDPH Laboratories; 397 specimens tested positive for Influenza: **29.5% positives**
- **Sixty (60) influenza-associated Intensive Care Unit (ICU) admissions** were reported in Illinois for this reporting week.
- For this reporting week, **fourteen (14) influenza outbreak** were reported in Illinois.

National Trends

The proportion of outpatient visits within Illinois for influenza-like illness (ILI) was 3.72% which is **ABOVE** the national regional 5 baseline.



Resources

- Centers for Disease Control and Prevention Influenza Website: <http://www.cdc.gov/flu/>
- IDPH Seasonal Influenza Website: <http://www.dph.illinois.gov/topics-services/diseases-and-conditions/influenza/surveillance>



Public Health
Prevent. Promote. Protect.

Peoria City/County
Health Department
www.pcchd.org

2016-2017: INFLUENZA WEEKLY SURVEILLANCE

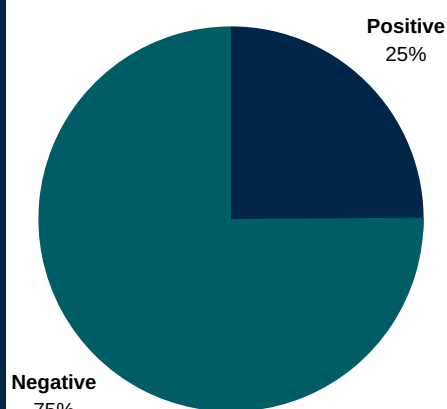
WEEK 06: FEBRUARY 5-11, 2017



HIGH

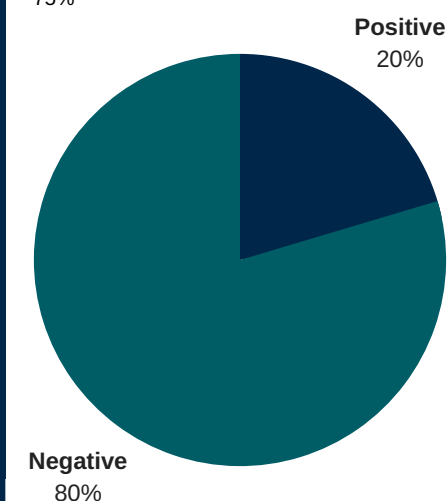
Influenza activity in Peoria - Tazewell Region

PERCENT POSITIVE TESTING



WEEK 6

Total of 438 tests; 109 positive tests
Majority positives were Subtype A



YEAR TO DATE Reporting began Week 44

Total of 4048 tests; 758 positive tests
37% Subtype A, 63% Subtype B

INFLUENZA ACTIVITY



EVERYONE 6 MONTHS AND OLDER SHOULD GET A FLU VACCINE



FLU SYMPTOMS

- Fever
- Cough, sore throat, runny nose
- Headache
- Muscle Aches
- Fatigue

